



# GHANA SHIPPERS' AUTHORITY



## 2019 ANNUAL REPORT

---

# 2019 ANNUAL REPORT

---

**HEAD OFFICE**

7th Floor, Ghana Shippers' House  
No. 12, Cruickshank Street,  
Ambassadorial Enclave, West Ridge  
P. O. Box GP 1321, Accra  
Tel: +233 (0) 302 - 666915-7/ 668769  
E-mail: [info@shippers.org.gh](mailto:info@shippers.org.gh)  
Website: [www.shippers.org.gh](http://www.shippers.org.gh)

**TEMA**

5th Floor, GPHA Towers  
P M B, Tema  
Tel: +233 (0) 303 - 953374-6  
E-mail: [gsatema@shippers.org.gh](mailto:gsatema@shippers.org.gh)

**TAKORADI**

2nd Floor, Takoradi Shippers' Centre  
P. O. Box 902, Takoradi  
Tel: + 233 (0) 3120 - 21739  
E-mail: [gsatdi@shippers.org.gh](mailto:gsatdi@shippers.org.gh)

**KUMASI**

4th Floor, SSNIT House  
Harper Road, Adum  
P O Box 6604, Kumasi  
Tel: + 233 (0) 3220 - 22533/29751  
E-mail: [gsaksi@shippers.org.gh](mailto:gsaksi@shippers.org.gh)

**TAMALE**

P. O. Box TL 2212, Tamale  
Tel.: 0302 906571  
E-mail: [gsatml@shippers.org.gh](mailto:gsatml@shippers.org.gh)

**Toll Free:** 0800 300055

# CONTENTS

<b>01</b>	CORPORATE PAGE	<b>03</b>
<b>02</b>	BOARD CHAIRPERSON'S REVIEW	<b>04</b>
<b>03</b>	EXECUTIVE SUMMARY	<b>14</b>
<b>04</b>	SERVICES TO SHIPPERS	<b>18</b>
<b>05</b>	CONTRIBUTION TO MARITIME INFRASTRUCTURE	<b>27</b>
<b>06</b>	FREIGHT, LOGISTICS AND RESEARCH	<b>29</b>
<b>07</b>	NATIONAL INTERNATIONAL MEETINGS, WORKSHOPS & SEMINARS	<b>36</b>
<b>08</b>	CORPORATE SOCIAL RESPONSIBILITY	<b>40</b>
<b>09</b>	HUMAN RESOURCE AND ADMINISTRATION	<b>41</b>
<b>10</b>	MARITIME TRADE REVIEW	<b>44</b>

## Organisational Background

The Ghana Shippers' Authority was established in 1974 by NRCD 254 and has since then worked closely with both private and public organisations in the maritime transport industry in galvanizing the interests of shippers in Ghana while promoting the provision of relevant logistics for the growth and improvement of shipping in Ghana.

## Our Vision

To be a world class service organization that ensures for shippers in Ghana quick, safe and reliable delivery of import and export cargoes by all modes of transport at optimum cost.

## Our Mission

To effectively and efficiently manage Ghana's commercial shipping and to protect and promote the interests of shippers in relation to international trade and transport logistics.

## Corporate Objectives

- To seek optimum deregulation and liberalisation of shipping services in Ghana.
- To improve upon the quality of shipping services through appropriate interaction and intensive training of shippers.
- To ensure payment of competitive freight rates and other port and ancillary charges through effective monitoring and negotiation.
- To assist in the provision of up to date infrastructure to meet current developments and technological changes in the shipping industry.



## BOARD CHAIRPERSON'S REVIEW

---

**O**n behalf of the Governing Board of the Ghana Shippers' Authority (the Authority), I want to express my sincere gratitude to the Ministry of Transport, shippers in Ghana and all stakeholders in the maritime and transport sector for their support and cooperation towards the attainment of the Authority's objectives in 2019.

In the year under review, the Authority continued to pursue its core mandate of protecting and promoting the interests of shippers in Ghana per its mandate NRCD 254 and the Ghana Shippers' Authority Regulations, 2012 (LI 2190).

We began 2019 with the implementation of the Five-Year Strategic Plan (2019-2023) of the Authority anchored on the six pillars of Stakeholder Relations, Organisational Structure, Education, Legal and Regulatory Framework, Infrastructure and Logistics and Finance. The Plan underpins our drive to continually remain relevant to shippers in Ghana and other critical stakeholders in the maritime and logistics industry.

During the year under review, the Authority undertook several activities. It collaborated with the Ghana Maritime Authority (GMA) to organise a nationwide sensitisation campaign on the implementation of the International Maritime Organisation (IMO) 2020

Sulphur Cap regulation. The regulation enjoins all sea-going ships to reduce the Sulphur content in bunker fuel from the current limit of 3.5 per cent to 0.5 per cent to lower the emission of Sulphur oxide into the atmosphere as part of IMO's commitment to fighting climate change.

The seminars, which took place in Accra, Tema, Takoradi and Kumasi provided an opportunity for shippers and stakeholders to be apprised of the cost implications of the implementation of the regulation on their businesses from 1st January, 2020. Cognisant of the Authority's commitment of ensuring that shippers in Ghana do business at an optimum cost, we shall continue to monitor the implementation process of the policy and also engage shipping lines and other shipping service providers to ensure that any increment in freight and other charges occasioned by the policy do not have a debilitating effect on the national and global business climate.

To give impetus to the President of the Republic, H.E. Nana Addo Dankwa Akufo-Addo's call for a "Ghana Beyond Aid" agenda through the promotion of exports to wean the country off import dependency, the Authority during the year under review organised Exporters' Fora across the country to build the capacity of exporters in the Greater Accra, Western, Eastern and Ashanti Regions. The exporters were educated by resource persons on the role of some stakeholders in the export value chain. The events also elicited discussions on how an improved transport and logistics chain and accessible finance would be an enabler for competitive advantage for exporters in Ghana.

Another significant event on the calendar of the Authority in 2019 was the provision of support to the Judicial Training Institute (JTI) to organise the 12th Maritime Law Seminar for judges of the Superior Courts of Ghana. The nexus between international trade, largely dominated by maritime transport and disputes between contractual parties in trade resorting to the courts for redress affirms the importance of the judiciary. The seminar, a biennial event, provides a platform for distinguished legal experts to present papers on various topics that prepare the judges on the intricacies of interpreting and applying both domestic and international law on maritime issues.

Poised by the determination to remain at the centre of providing shipping solutions from 2020 and beyond, the Authority will continue to pursue its Vision "To become a world-class service organisation that ensures for shippers in Ghana quick, safe and reliable delivery of import and export cargoes by all modes of transport at optimum cost."

In conclusion, we ask for the support and collaboration of all stakeholders in the industry in our deliberations, programmes and activities for 2020 to make Ghana the go-to maritime hub in the sub-region and most importantly to protect and promote the interest of shippers in Ghana.

Let us work together for the ultimate good of Ghana and the shipping industry as a whole.

May God bless us all.

A photograph of a long, empty conference table in a meeting room. The table is light-colored and runs diagonally from the bottom left towards the top right. On the right side of the table, a row of black, high-backed chairs is visible, receding into the distance. The background is slightly blurred, showing more of the room and some windows. The word "BOARD" is overlaid in white, bold, sans-serif capital letters, with a thin white horizontal line underneath it.

**BOARD**

# BOARD MEMBERS

01	MS. STELLA WILSON	BOARD CHAIRPERSON
02	MS. BENONITA BISMARCK	CEO/MEMBER
03	DR. KWAME ASAMOAH ADAM	MEMBER
04	DR. ING. MICHAEL ADJEI ANYETEI	MEMBER
05	MR. PATRICK AMOS POKU	MEMBER
06	MR. JOE FORSON	MEMBER
07	MRS. LINDA DENNIS BOATENG	MEMBER
08	MR. CLEMENT OSEI-AMOAKO	MEMBER
09	MR. JAWOL BINAPADAM ABRAHAM	MEMBER
10	HON. NAANA EYIAH	MEMBER
11	MR. PRINCE DOUGLAS ASAMANY	MEMBER
12	MR. ISAAC CRENTSIL	MEMBER
13	MRS. EVELYN ADDEI SARPONG	MEMBER
14	REV. DR. GEORGE DAWSON-AHMOAH	MEMBER
15	MRS. SANDRA OPOKU	MEMBER
16	MR. GEORGE GYASI-ADJEI	SECRETARY

# BOARD MEMBERS



**MS. STELLA WILSON**  
BOARD CHAIRPERSON



**MS. BENONITA BISMARCK**  
CEO/MEMBER



**DR. KWAME ASAMOAH ADAM**  
MEMBER



**DR. ING. MICHAEL ADJEI ANYETEI**  
MEMBER



**MR. PATRICK AMOS POKU**  
MEMBER



**MR. JOE FORSON**  
MEMBER



**MRS. LINDA DENNIS BOATENG**  
MEMBER



**MR. CLEMENT OSEI-AMOAKO**  
MEMBER

# BOARD MEMBERS



**MR. JAWOL BINAPADAM  
ABRAHAM** MEMBER



**HON. NAANA EYIAH**  
MEMBER



**MR. PRINCE DOUGLAS ASAMANY**  
MEMBER



**MR. ISAAC CRENTSIL**  
MEMBER



**MRS. EVELYN ADDEI SARPONG**  
MEMBER



**REV. DR. GEORGE DAWSON-  
AHMOAH**



**MRS. SANDRA OPOKU**  
MEMBER



**MR. GEORGE GYASI-ADJEI**  
SECRETARY



# MANAGEMENT

---

# MANAGEMENT TEAM

01	BENONITA BISMARCK (MS.)	CHIEF EXECUTIVE OFFICER
02	SYLVIA A. DAUDA OWU (MRS.)	DEPUTY CHIEF EXECUTIVE OFFICER
03	NAA DENSUA ARYEETEEY (MRS.)	HEAD, SHIPPER SERVICES AND TRADE FACILITATION
04	RICHMOND COBBINAH	HEAD, INTERNAL AUDIT
05	GODWIN A. BINEY	HEAD, MIS
06	RICHARD AMEWORWOR	HEAD, HUMAN RESOURCE
07	FRED ASIEDU - DARTEY	HEAD, FREIGHT AND LOGISTICS
08	MONICA JOSIAH (MRS.)	BRANCH MANAGER, TEMA
09	PETER MENSAH - ABRAMPAH	HEAD, FINANCE
10	CHARLES SEY	BRANCH MANAGER, TAKORADI
11	EMMANUEL ARKU	HEAD, RESEARCH, MONITORING AND EVALUATION
12	EMMANUEL KWARTENG	BRANCH MANAGER, KUMASI
13	FREDERICK ATOGIYIRE	HEAD, PUBLIC RELATIONS
14	MR. GEORGE GYASI - ADJEI	HEAD, LEGAL, ESTATES & PROCUREMENT

## MANAGEMENT TEAM



**BENONITA BISMARCK (MS.)**  
CHIEF EXECUTIVE OFFICER



**SYLVIA A. DAUDA OWU (MRS.)**  
DEPUTY CHIEF EXECUTIVE OFFICER



**NAA DENSUA ARYEETAY (MRS.)**  
HEAD, SHIPPER SERVICES AND TRADE FACILITATION



**MR. RICHMOND COBBINAH**  
HEAD, INTERNAL AUDIT



**PETER MENSAH - ABRAMPAH**  
HEAD, FINANCE



**EMMANUEL ARKU**  
HEAD, RESEARCH, MONITORING AND  
EVALUATION



**FRED ASIEDU - DARTEY**  
HEAD, FREIGHT AND LOGISTICS



**MONICA JOSIAH (MRS.)**  
BRANCH MANAGER, TEMA



**MR. GODWIN A. BINEY**  
HEAD, MIS



**CHARLES SEY**  
BRANCH MANAGER, TAKORADI



**MR. RICHARD AMEWORWOR**  
HEAD, HUMAN RESOURCE



**EMMANUEL KWARTENG**  
BRANCH MANAGER, KUMASI



**FREDERICK ATOGIYIRE**  
HEAD, PUBLIC RELATIONS



**MR. GEORGE GYASI - ADJEI**  
HEAD, LEGAL, ESTATES & PROCUREMENT

# MANAGEMENT TEAM



## EXECUTIVE SUMMARY

There is still uncertainty about the future of the global trading system due to geopolitical tensions. According to the International Monetary Fund (IMF) World Economic Outlook of October 2019, global economic activity at the end of the third quarter of 2019 was in line with the weak trend of the first half of the year. It projects the world economy to grow at 3.0 percent by the end of 2019, representing a significant drop from the years 2017-2018. Growth is however expected to improve to 3.4 percent in 2020.

Notwithstanding the unstable global trade and economic activities, the United Nations Conference on Trade and Development (UNCTAD) expects international maritime trade to expand at an average annual growth rate of 3.4% over the period 2019–2024. The projected growth is expected to be driven in particular by growth in containerized, dry bulk and gas cargoes.

Preparations are underway for the implementation of the International Maritime Organisation's 2020 Sulphur cap regulatory regime to take effect on 1st January, 2020. Its full effect on costs are not yet known but shippers are worried that it will add excessively to freight costs, even though it is expected to bring significant benefits to human health and the marine environment.

On the domestic front, cargo throughput for 2019 decreased by 12.4% compared to the same period in 2018. Total import trade volume decreased by 26% while total export trade volume increased by 17.7% compared to the same period in 2018. Total transit/transshipment trade volume for 2019 decreased by 36.5% compared to 2018.

The Ghana Shippers' Authority (the Authority) continued to vigorously pursue its core mandate of promoting and protecting the interest of shippers in Ghana during the year 2019. This was



***A representative from EXIM Bank at the Exporters' Forum sensitising on export finance***

implemented through its maritime infrastructure projects, freight rate and tariff negotiations, research and development of innovative products for the benefit of shippers, shipper education, the collation and analysis of maritime data as well as participation in national and international maritime transport seminars and conferences.

During the year under review, the Authority embarked on a nation-wide "Exporters' Forum" to provide a platform to discuss concerns on how an improved transport and logistics chain and accessible finance can create a competitive advantage for Ghanaian exporters. The fourth in the series of the forum was organised on 22nd November, 2019 in Somanya for members of the Dangbe West Mango Farmers Association, Yilo Krobo Mango Farmers Association and the Manya Krobo Mango Farmers Association in the Eastern Region after previous ones were held for exporters in Accra, Takoradi and Kumasi.

The Authority and the Ghana Maritime Authority (GMA), during the review period, jointly organized four (4) seminars for shippers and shipping service providers in Accra, Tema, Takoradi and Kumasi to sensitize them on the implementation of the International Maritime Organisation 2020 Sulphur Cap regulations ahead of its enforcement from 1st January, 2020. The objective of the seminars was to sensitize stakeholders on the commercial implications in meeting the enforcement of these regulations and for shipping service providers, the technical requirements and procedures to ensure compliance.

The Authority collaborated with Globe Productions and Graphic Business to organise the 3rd Ghana Shippers' Awards on 12th July, 2019 in Accra to award shippers and providers of shipping services for their

contributions to the growth of the maritime and logistics sector. Honorary awards were given to a member each of the National Handicraft Exporters and Producers, Abossey Okai Spare Parts Dealers Association, Used Clothing Dealers Association, the Ghana Electrical Dealers Association. A total of fifty one (51) competitive awards were given on the night with fifteen (15) received by importers and exporters and the rest by shipping service and other allied service providers.

As part of efforts to reduce the cost of doing business at the ports of Ghana, the Authority in collaboration with other stakeholders, during the period under review, embarked on a national sensitisation campaign to advise importers to insure their goods with local marine insurance companies. The campaign which started in Accra for members of the Greater Accra Regional Shipper Committee (GARSC) on 20th March, 2019 at their 104th meeting, continued to Aflao and Koforidua for members of the Volta Regional Shipper Committee and the Eastern Regional Shipper Committee respectively.

In the Authority's effort to make Ghana's transit corridor the preferred choice for shippers in landlocked countries, it organized a sensitization workshop for over two hundred and fifty (250) transit truck drivers and owners on 22nd March, 2019 in Tema and Takoradi on 23rd October, 2019 on road safety issues. The purpose of the workshop was to afford participants a better understanding of the road safety issues along Ghana's corridor, the role of Customs in the transit trade, new transit trade procedures, vehicle and driver requirements, what constitutes drunk driving and the Axle Load Regulations in Road Traffic Regulations, 2012 (L.I 2180).



***Sensitisation of Truck Drivers and Owners***



*Cocoa freight negotiations in Hamburg, Germany.*

During the period under review, Shipping Lines and Agents from around the globe assembled at the Hotel Grand Elysee, Hamburg, Germany on 26th and 27th September, 2019 to negotiate with the Cocoa Marketing Company (CMC) and the Authority on the rates for the carriage of cocoa from Ghana for the 2019/2020 crop season. The Chief Executive of the Authority, the Deputy Managing Director and the Board Chairman of CMC addressed the opening ceremony of the two-day event. In total, twenty eight (28) Shipping Lines and Agents participated in the negotiations.

The Authority interacted with members of some trade associations to find out about their operational challenges and how the Authority could be of support to them. The interaction was part of the Authority's efforts at creating a platform for mutual consultations, meetings and interacting with the associations with the view to inquiring of their needs at first hand. Some of the associations the Authority engaged include SPINnet Textiles & Garment Cluster, National Fisheries Association of Ghana (NAFAG), Golden Papaya Growers Association, Konkomba Yam Farmers and Exporters Association; Ghana Vegetable Exporters Association, Ghana National Chamber of Commerce among others.

The Authority in collaboration with the French Embassy organized the second session of the French proficiency training for Freight Forwarders which commenced on 1st April, 2019. Freight Forwarding bodies that benefitted from the training program were the Ghana Institute of Freight Forwarders (GIFF), Association of Customs House Agents of Ghana (ACHAG) and Customs Brokers Association of Ghana (CUBAG).

During the period under review, the Authority organised a seminar on Uncleared Cargo List

(UCL) and its effects on the state's coffers and the operations of shipping service providers for Government Ministries, Departments and Agencies (MDAs) on 27th June, 2019 at the Ghana Shippers' House. The seminar brought together experts from the Ministry of Finance, Ghana Revenue Authority-Customs Division, Ship Owners and Agents Association of Ghana (SOAAG), Ghana Ports and Harbours Authority (GPHA) and the Association of Customs House Agents of Ghana (ACHAG) to assist MDAs take remedial measures to forestall the high incidence of consignments of State-Owned Enterprises reaching the Customs UCL threshold.

During the period under review, the Authority organized meetings for the Shipper Committees in ten (10) of the sixteen (16) regions of Ghana with each of the Committees meeting four (4) times. Some of the issues that were discussed included the Government's Ten (10) Point Agenda for Industrial Transformation, importance of marine cargo insurance and how to avoid the payment of demurrage, export procedures for agricultural exports, export potential in the Northern Region, trade finance, Letter of Commitment (LOC) and repatriation of export proceeds, importance of using safe and accident-free containers, guidelines for importation and exportation of products, enforcing energy efficiency – LIs on standards and labelling among others.

As part of its collaboration with relevant stakeholders, the Authority has instituted quarterly meetings to create a forum for the discussion of critical trade and transport industry issues. During the review period, the Authority met with the Ghana Institute of Freight Forwarders (GIFF), the Customs Brokers Association of Ghana (CUBAG), the Association of Customs House Agents of Ghana (ACHAG) and the Ship Owners and Agents





**Shipper visitation**

Association of Ghana (SOAAG). Some of the issues which were discussed were challenges confronting Cargo Tracking Note (CTN), review of port charges, demurrage payments, Uncleared Cargo List (UCL) among others.

The Authority continued to embark on its Outreach/Shipper Visitation drive in order to get first-hand information on some of the challenges that importers and exporters face in the course of their business transactions. Some of the challenges recorded during the visits include delay of trucks at MPS Terminal 3, increase in port charges, late calls of ships at the Takoradi Port and its incidental cost to exporters, e.g. rent and demurrage charges; fluctuations in exchange rates, high import duties and charges among others. Areas visited during the period under review include Accra and Tema metropolises, Western, Western North, Northern, Ashanti, Eastern, Volta Regions.

The global nature of ocean shipping compels the Authority to participate in international meetings, conferences and workshops. During the period under review, the Authority participated in the 42nd General Assembly meeting of the International Standards Organizations (ISO), which was held in Cape Town South Africa from the 16th-20th September, 2019. The central theme for the General Assembly was "Standards and Trade", how standards can play an effective role in boosting intra-regional and global trade.

The Chief Executive Officer (CEO) of the Authority, Ms. Benonita Bismarck, during the period under review, won the Woman of Excellence Award for the Public Sector at the second edition of the Ghana Business Awards held on 25th October, 2019 in Accra. She was also honoured with the Outstanding Woman CEO of the Year Award, 2018 at the 9th edition of the Ghana Entrepreneur & Corporate Executive Awards (GECEA) Gala Dinner 2019.

Staff training and development continued to receive principal attention in accordance with the Authority's Human Resource strategy. During the period under review, a Management and Information Systems Officer gained admission to pursue a Master's Programme in Humanities at the IMO Law Institute, Malta. A Research, Monitoring and Evaluation Officer also gained admission to read a Master's Degree programme in Maritime Affairs at the World Maritime University in Malmo, Sweden.

It is envisaged that the above achievements in 2019 would spur the Authority on to realize its plans and programmes for the year 2020 and ultimately contribute to the attainment of the Authority's vision of being a world class service organization that ensures for shippers in Ghana quick, safe and reliable delivery of import and export cargoes by all modes of transport at optimum cost.



**Ms. Bismarck receiving the award from the Minister of Business Development, Mr Ibrahim Awal Mohammed**



## SERVICE TO SHIPPERS

### SHIPPER COMMITTEES

The Shipper Committees were established by the Authority in 1994 as a means of bringing their activities closer to shippers in Ghana. The Committees comprise importers and exporters ranging from small scale to industrial giants who meet regularly to discuss common shipment challenges affecting their businesses. There are currently ten (10) Shipper Committees across the sixteen (16) regions of Ghana serving the interests of shippers.

During the period under review, the Committees discussed shipment and trade related issues such as: guidelines for importation and exportation of products; the African Continental Free Trade Area (AfCFTA); safe internet transactions in shipping; export procedures for agricultural products; export potential in the Northern Region; importance of local cargo marine insurance; Letter of Commitment and repatriation of export proceeds;

importance of using safe and accident-free containers; Government's Ten (10) Point Agenda for Industrial Transformation, etc.

### SHIPPER EDUCATION

The Authority has been providing relevant information and education to importers and exporters in order to empower them to manage their businesses more effectively and efficiently.

These education programmes are open to shippers and other stakeholders within the trade and shipping community whose activities have a direct or indirect effect on the businesses of the shippers. The Authority's education programmes are mostly focused on the port clearing process, port developments, marine insurance, import and export financing among others. The Authority held several education programmes across the country for shippers and stakeholders during the year under review. These include:



- **IMO 2020 Sulphur Cap Sensitization Seminars**

During the review period, the Authority and the GMA jointly organized four (4) seminars for shippers and shipping service providers in Accra, Tema, Takoradi and Kumasi to sensitize them on the implementation of the International Maritime Organisation 2020 Sulphur Cap regulations ahead of its enforcement from 1st January, 2020.

The IMO 2020 Sulphur Cap regulation is intended to lower the sulphur content in bunker fuel from the current limit of 3.5 per cent to 0.5 per cent. This is to reduce the emission of sulphur oxide into the atmosphere to address environmental and health concerns on harmful emissions from ships caused by the presence of Sulphur in fuel.

- **Local Marine Insurance Campaign**

As part of efforts to reduce the cost of doing business at the ports of Ghana, the Authority in collaboration with the National Insurance Commission (NIC) embarked on a nationwide sensitisation campaign to advise importers to insure their goods with local marine insurance companies.

The campaign which started in Accra for members of the Greater Accra Regional Shipper Committee (GARSC) on 20th March, 2019 at their 104th meeting, continued to Aflao and Koforidua for members of the Volta Regional Shipper Committee and the Eastern Regional Shipper Committee respectively. Members of the Committee were educated on the Marine Cargo Insurance Act 724 (2006), Section 37(1)(c) and its benefits to their businesses such as easier claims in the event of accidents, the making of savings for not remitting forex to pay premiums to foreign insurance companies among others.



*Seminar on local marine insurance in Koforidua*

- **Nationwide Exporters' Forum**

During the year under review, the Authority embarked on a nation-wide "Exporters' Forum" to provide a platform to discuss concerns on how an improved transport, the logistics chain and accessible finance can create a competitive advantage for Ghanaian exporters.

The fourth in the series of the forum was organised on 22nd November, 2019 in Somanya for members of the Dangbe West Mango Farmers Association, Yilo Krobo Mango Farmers Association and the Manya Krobo Mango Farmers Association in the Eastern Region after previous ones were held for exporters in Accra, Takoradi and Kumasi.

The forum elicited concerns of exporters on high freight rates, poor handling of cargo by handlers, rejection of cargo due to poor labelling and packaging, long transit time among other export-related challenges.

- **Sensitisation Seminar for Shippers at 23rd International Trade Fair**

As part of activities marking the 23rd International Trade Fair, the Authority organised a seminar at the auditorium of the Ghana International Trade Fair to sensitise shippers on the roles played by the various regulatory agencies in facilitating their businesses in the shipping and logistics chain. The seminar was organised on 5th March, 2019 under the theme "Ensuring the Competitiveness of Ghana's International Trade: The Role of Regulatory Agencies and Shippers."

Representatives from the Authority, GEPA, GRA-Customs Division, Ghana Ports and Harbours Authority (GPHA), Ghana Standards Authority (GSA), Food and Drugs Authority (FDA) and the Ghana Institute of Freight Forwarders (GIFF) took



*Mr. Prudence Attipoe of PPRSD educating shippers on the dangers of using defective containers*

turns to educate the shippers about the respective roles they play in ensuring trade competitiveness.

- **Sensitisation against use of defective containers**

The Authority organised the 105th meeting of the Greater Accra Regional Shipper Committee at the Ghana Shippers' House on Wednesday 19th June, 2019.

A resource person at the meeting from the PPRSD educated exporters of teak logs to India against using defective containers for their shipments.

- **Sensitisation seminar for MDAs on Uncleared Cargo List**

During the period under review, the Authority organised a seminar on Uncleared Cargo List (UCL) and its effects on the state's coffers and the operations of shipping service providers for MDAs on 27th June, 2019 at the Ghana Shippers' House

The seminar brought together experts from the Ministry of Finance, GRA-Customs Division, Ship Owners and Agents Association of Ghana (SOAAG), GPHA and the Association of Customs House Agents of Ghana (ACHAG) to assist MDAs take remedial measures to forestall the high incidence of consignments of State-Owned Enterprises reaching the Customs UCL threshold.

Over fifty (50) MDAs' representatives from the Volta River Authority (VRA), Ghana Water Company Limited (GWCL), Ministries of Health, Trade and Industry and Roads and Highways, Ghana Investment Promotion Council (GIPC) among others participated in the seminar.

- **Exporters in Volta Region sensitised on repatriating export proceeds**

During the period under review, the Authority organised a sensitisation seminar for

shippers in the Volta Region on 11th June, 2019 on the need to repatriate their export proceeds in compliance with the provisions of Section 15 of the Foreign Exchange Act, 2006 (Act 723) which relates to export activity and repatriation.

Over One hundred and twenty (120) representatives from the GRA-Customs Division, Ghana Immigration Service, Narcotics Control Board, Customs Brokers Association-Ghana, importers, exporters and other shipping service providers took part in the one-day regional sensitisation seminar in Aflao.

- **Air cargo facilitation seminar for stakeholders**

During the period under review, the Authority organised a forum on air cargo facilitation for stakeholders at the Kotoka International Airport (KIA) Cargo Village on 30th May, 2019 to discuss issues relating to air cargo safety and security, insurance, services and facilities at the KIA Cargo Village that facilitate trade.

The event brought together over One hundred (100) participants including operators of cargo handling services, representatives from the Ghana Institute of Freight Forwarders (GIFF), Sea-Freight Pineapple Exporters of Ghana (SPEG), Food and Beverage Association of Ghana (FABAG), Association of Ghana Industries (AGI) among others.

- **Sensitisation on African Continental Free Trade Area**

During the period under review, the Greater Accra Regional Shipper Committee (GARSC) organized its third quarter meeting of the year at the Ghana Shippers' House on 18th September, 2019 to educate shippers and other stakeholders in the shipping and logistics industry on the Africa Continental Free Trade Area (AfCFTA).



*Regional sensitisation seminar in Aflao*



*Air cargo facilitation seminar for stakeholders*

A resource person from the Ministry of Trade and Industry sensitised the shippers on the prospects and opportunities of the AfCFTA to their businesses, the Ghanaian economy and the African continent at large.

The shippers were also sensitised on energy regulations and policies that have been enforced by the Energy Commission, particularly the ban on importation of used refrigerators, air-conditioners and other electronic appliances.

### **Workshop on PPRSD Regulations**

The Authority in collaboration with the Ministry of Food and Agriculture's PPRSD unit organized a sensitization workshop in Elubo on the theme "Phytosanitary Regulations" on the 5th of March, 2019.

The workshop was organised to sensitize importers/ exporters as well as freight forwarders and other government agencies at the border on Phytosanitary Regulations and to create awareness on the Plant and Fertilizer Act 2010 (Act 803). This was to help improve on the commodity clearance system at the border and the effects of infestation of pests and other viral diseases on the country's food security.

### **Demurrage Seminar**

During the review period, the Authority successfully collaborated with the Ghana National Chamber of Commerce and Industry (GNCCI) to make a presentation on the impact of container demurrage on the maritime industry in Ghana. This collaboration was part of the Authority's ongoing sensitization Seminars on demurrage payments dubbed the "Container Demurrage Seminars."

The GNCCI implored the Authority to engage shipping lines on a reduction in the demurrage rates and to ensure that the cargo

clearance process is streamlined to avoid undue delays. They also called for further sensitizations among the shipping public on the subject of container demurrage.

### **Education programmes for Shipper Committees**

Members of all the ten (10) Regional Shipper Committees as well as stakeholders of the shipping community benefitted from educational programmes on varied topics organised by the Authority during the period under review.

Some of the topics include: The Government's Ten (10) Point Agenda for Industrial Transformation; importance of marine cargo insurance and how to avoid the payment of demurrage; export procedures for agricultural exports, export potentials in the Northern Region, Trade Finance, Letter of Commitment (LOC) and repatriation of export proceeds, importance of using safe and accident-free container, guidelines for Importation and Exportation of Products, Enforcing Energy Efficiency – LIs on Standards and Labelling etc.

### **Publications**

Over the years, the Authority has used publications to support its shipper education activities especially its flagship publication-Shipping Review-to educate the trade and shipping community and the general public on varied subject matters.

Four editions of the Shipping Review were produced and distributed among players in the trade and shipping community as well as academia during the year under review.

The Maritime Trade and Transport Digest, a publication of the Authority on maritime statistics for purposes of research for the business and shipping community and academia was also published during the year under review and distributed to stakeholders.



*Seminar on AfCFTA for members of the Greater Accra Regional Shipper Committee*



**Ms Bismarck (right) receiving the Outstanding Woman CEO of the Year Award**

### Launch of ShippersApp

During the period under review, the Authority outdoored its mobile application, known as 'ShippersApp', to the media on 20th February, 2019 in Accra. It is expected to provide instant shipping information and avail the Authority's services to the convenience of shippers and the general public in any part of the country and the world.

The Chief Executive Officer of the Authority said the application, among other things, provides information on the contacts and locations of shipping agents, freight forwarders, Custom house agents, government agencies and other shipping service providers.

### Authority's Chief Executive wins two awards

The CEO of the Authority, during the period under review, won the Woman of Excellence Award for the Public Sector at the second edition of the Ghana Business Awards held on 25th October, 2019 in Accra.

She was also honoured in Accra on May 4th, 2019 with the Outstanding Woman CEO of the Year Award, 2018 at the 9th edition of the Ghana Entrepreneur & Corporate Executive Awards (GECEA) Gala Dinner 2019.

Ms. Bismarck was awarded for leading the Authority to institute measures and interventions to protect and promote the interests of shippers in Ghana. Since her assumption of office, the Authority has embarked on nationwide campaigns by organising seminars and stakeholder workshops for shippers and stakeholders in the shipping and logistics sector on contemporary industry issues.

- **Shippers, stakeholders tour MPS Terminal 3**

The Authority on 3rd June, 2019 organised a tour of the new MPS Terminal in the Tema port

for shippers, freight forwarders and other stakeholders in the shipping and logistics sector. The tour was organised in collaboration with the Meridian Port Services (MPS) to help the stakeholders familiarise themselves with operational procedures with the terminal before it officially opened for business on 28th June, 2019.

It drew participation from about three hundred 300 representatives from trade associations such as the AGI, Ghana Union of Traders' Associations (GUTA), Abossey-Okai Spare Parts Dealers Association, Ghana Chamber of Commerce among others.

### Western Regional Shipper Committee members visit GREL

Members of the Western Regional Shipper Committee (WRSC) paid a visit to the Ghana Rubber Estate Limited (GREL) on 25th July, 2019 to acquaint themselves with the company's operations and facilities. The GREL is Ghana's leading exporter of serum from the rubber tree.

### Shippers in Central Region embark on educational tour

Members of the Central Regional Shipper Committee (CRSC) embarked on an educational tour of the Takoradi Port, TACOTEL and Safebond Car Park Terminal on Thursday, 23rd July, 2019 in Takoradi.

The tour was organized by the Authority for members of the Committee to acquaint themselves with the operations within and around the port community.

### ASSISTANCE TO SHIPPERS

#### Shipper Enquiries

The Authority received and responded to enquiries, questions and comments from shippers and the general public during the period under review.



**Tour of MPS Terminal 3**



*Visit by members of the Western Regional Shipper Committee (WRSC) to the Ghana Rubber Estate Limited (GREL)*

Some of the enquiries include vessel/crew registration, vessel cargo tracking, import and export procedures on certain commodities, demurrage waivers, shipper registration, Cargo Tracking Note (CTN) and freight quotations.

Other shipper enquiries were on issues relating to Expected Time of Arrival and Departure of vessels, export processes for some commodities, negotiated freight rates and deconsolidation charges, vehicle duty values, payment of VAT on transit cargo, availability of copies of the Shipping Review, container units pricing, import and export statistics, among others.

These enquiries were made by visits to the Authority's offices or through telephone calls or e-mails and received prompt responses.

### **Resolution of Shipper Complaints**

During the period under review, the Authority received and investigated a total of one hundred and twenty-three (123) shipper complaints. Out of these, ninety-five (95) of the complaints were resolved while the rest were at various stages of resolution.

The complaints include damaged cargo claims, high handling charges, unauthorised release of cargo, delays in container refund, container damage claims, delays in delivery of cargo, detention of cargo, missing of original Bill of Lading among others.

### **Shipper Complaints and Support Units**

To provide real-time assistance to shippers who use Ghana's entry and exit points and find solutions to challenges confronting them in the course of their business transactions, the Authority has established six (6) Shipper Complaints and Support Units (SCSUs) at strategic points of the country's entry points: Ghana Air Cargo Centre at the Kotoka

International Airport, Elubo border, Takoradi Port (Takoradi Container Terminal), the Aflao, Akanu and Paga Borders

During the period under review, the Authority provided assistance and resolved problems and challenges including: axle weigh bridge challenges, police, customs and immigration harassments, documentation challenges, illegal charges among others.

- **Meeting of experts and Ministers at the Noepe-Akanu Joint Border Post**

During the period under review on the 27th September, 2019, Ghana's Minister of Roads and Highways and Togo's Minister of Infrastructure signed a communique committing the two countries to provide resources to address the challenges impeding the full operationalising of the Noepe-Akanu Joint Border Post (JBP).

Other dignitaries present at the signing ceremony were the Deputy Ministers of Foreign Affairs and Transport of Ghana as well as Togo's Ministers of Finance and Trade.

### **ENGAGEMENT WITH TRADE ASSOCIATIONS**

During the period under review, the Authority interacted with members of some Trade Associations to find out about their operational challenges and how the Authority could be of support to them. The interaction forms part of the Authority's efforts at creating a platform for mutual consultation, meeting and interacting with the Associations with the view to inquiring of their needs at first hand. Some of the Associations the Authority had engagements with include: SPINnet Textiles & Garment Cluster; National Fisheries Association of Ghana (NAFAG); Golden Papaya Growers Association; Konkomba Yam Farmers and Exporters Association; Ghana Vegetable Exporters Association; Ghana National Chamber of Commerce and the Ghana Assorted Foodstuffs Exporters Association (GAFEA).



*Members of the Central Regional Shipper Committee (CRSC) on an educational tour*



*Courtesy call by Executives of the National Fisheries Association of Ghana (NAFAG)*

The rest include: Ghana Root Crops and Tubers Exporters Union; Horticulturist Association of Ghana (HAG); Many Krobo Mango Farmers Association; Ghana Yam Producers and Exporters Association; Papaya and Mango Producers and Exporters Association of Ghana and Bio Ghana Network.

Some of the issues raised by the associations included the following: erratic rainfall patterns for farming; inadequate access to capital; high cost of freight, fluctuations in exchange rate and implementation of CTN.

### SHIPPER VISITATION

The Authority, during the period under review, continued to embark on its Outreach/Shipper Visitation drive in order to get first-hand information on some of the challenges that importers and exporters face in the course of their business transactions. Areas and shippers that were visited include:

**Accra Metropolis:** Ghana Carton Boxes Manufacturers Company Ltd, Mechanical Lloyds, Toyota Ghana Company Limited, Ash foam, Dannex, Fast Moon Limited, GIHOC Distilleries Company Limited and Pharmanova Company Limited among others.

**Tema Metropolis:** Portlink Ghana Limited, Delta Papermills Company Limited, Aluworks Limited, Kasapreko Company Limited, Continental Blue Investments Company Limited, Barry Callebaut Ghana Limited, Air Liquide Ghana Limited, Dynatech Company Limited, Coca-Cola Bottling Company Limited, Metalex Trading Limited, XO Trading Ltd, Ghana Cylinder Manufacturing Company Limited among others.

**Central Region:** The Authority also embarked on a two-day visitation exercise to producers and exporters of pineapple, mango, passion

fruit and other fruits in the Awutu and Bawjiase areas in the Central Region on the 30<sup>th</sup> and 31<sup>st</sup> of July, 2019. The companies visited include Sam Valley Farms, Jei Rivers Company Limited, Peelco Farms, 2K Farms and Prudential Export Farms.

**Western Region:** Notable companies visited include John Bitar, Carmeuse Lime Ltd, Emanro, Tony Toffey and True Wood, Ayipa Limited, Naasei Kuffour Ltd, B-Bovid Ltd, Benso Oil Palm Plantation Ltd, Mondial Veneer Ltd, Samartex Timber (Samreboi) and Plywood Company and Swiss Lumber.

**Kumasi Metropolis:** The Authority's Kumasi Branch and the Tamale Office visited companies during the period under review. These included small and medium scale enterprises who mostly deal in weaving of baskets and smocks, shea nut products, onions, livestock, herbal medicine, agro-chemicals, wood products as well as transportation of cargo.

Some of the companies visited were A2 Enterprise, JSK Renewable Energy Ltd., Multi Home Ventures, Kast Royal Enterprise, Alhaji Salia Enterprise Ltd, Wood Pillar Company Ltd, Adutwumwaa Herbal Limited, Savanna Fruits Company, Oscar Morin Vocational Institute, Bawku Onion Dealers among others.

Some of the concerns raised by shippers during the visits include: delay of trucks at MPS Terminal 3, increase in port charges, late calls of ships at the Takoradi Port and its incidental cost to exporters, e.g. rent and demurrage charges; fluctuations in exchange rates, compliance delays and frustrations; high import duties and charges and high demurrage charges.

Others include: challenges with CTN high freight rates for consolidated goods, lack of knowledge on export procedures, extortion of monies and items



*Executives of the SPINnet Textiles & Garment Cluster (right) in a warm handshake after a meeting with the Authority*



*Shipper outreach with onion farmers in Bawku*

by Customs Officials and representatives of government agencies at the point of clearance in the Inland Container Depots (ICDs)/terminals.

### **SHIPPER OUTREACH**

In the Authority's quest to extend its services to shippers operating in areas not frequently visited, it embarked on outreach programmes across various locations in the country, during the year under review.

The outreach programmes are aimed at sensitising shippers and stakeholders on the role and

activities of the Authority, boosting membership of Regional Shipper Committees through identification, invitation of potential members, re-inviting absentee members to attend meetings and also identifying transport and logistics challenges of shippers with respect to their import and export activities.

Some of the places visited during the period under review include:

- *Eastern and Volta Regions:* The areas visited include the Yilo Krobo Municipal Assembly, Lower Manya Krobo Municipal Assembly, Birim Central Municipal Assembly, Kwaebibirem Municipal Assembly, Denkyemba District Assembly, Kpando Municipality, Hohoe Municipality and Ho Municipality.
- Outreach/Visitations to the Western North, Upper East, Upper West and Northern Regions. Some of the places visited include Paga, Kulungungu, Namong, Pulmakom, Hamile and Tatale.



ShippersApp



# ShippersApp

An easier way of getting your shipping and logistics information

-  Shipping News
-  Maritime Trade Statistics
-  ETA/D of Vessels
-  Charges at the Ports
-  Lodging of Shipper Complaints



[www.shippers.org.gh](http://www.shippers.org.gh)

**HEAD OFFICE:** 7TH FLOOR, GHANA SHIPPERS' HOUSE NO. 12, CRUICKSHANK STREET, AMBASSADORIAL ENCLAVE, WEST RIDGE. TEL: +233 (0) 302 - 666915-7/ 668769 E-MAIL: INFO@SHIPPERS.ORG.GH



## CONTRIBUTION TO MARITIME INFRASTRUCTURE

### BOANKRA INLAND PORT (BIP)

#### Valuation of Boankra Inland Port facility

During the period under review, a contract was awarded to Valuation and Investment Associates in February, 2019 for the preparation of a new Site Plan and valuation of the entire property. The company has submitted its Final Valuation Report and Site plans covering the entire site.

A request has been made to an Engineer at the GPHA to assist the Authority prepare the requisite documentation for the issuance of an Executive Instrument to designate the land at Boankra as a Port.

#### Boankra Families Petition Transport Minister

During the period under review, a group of forty-nine (49) persons from six (6) families in the Boankra community petitioned the Honourable Minister of Transport indicating that the four hundred (400)-acre plot of land legitimately acquired by the Authority for development of the Inland Port had not been paid for. They further

indicated that as legitimate owners of the land, they had been deprived of their source of livelihood and consequently threatened that they would take-over the land unless the Authority agreed to pay them for the land.

The Hon. Minister consequently invited the petitioners and the Authority to a meeting on 11<sup>th</sup> January, 2019 at the Ministry of Transport. The Petitioners were led by the Member of Parliament of Ejisu Constituency, Honourable Kwabena Owusu-Aduomi while the Authority's delegation was led by its Chief Executive, Ms Benonita Bismarck.

The Authority showed evidence of payment for the land at a price that was jointly arrived at by the appointed Surveyors of both parties in 2002.

After a lengthy discussion, the petitioners made a passionate appeal through the Member of Parliament to the Minister to pay them some additional monies on humanitarian grounds. The Hon. Minister assured them he would review their plea and revert.



## BUSINESS UNITS

### Takoradi Shippers' Centre (TSC)

During the period under review, the TSC had seven (7) tenants, namely Mac Logistics, McDan Shipping, Macro Shipping Limited, Zeal Environmental Company, Maersk Line, CGM CMA Gh. and Bake N'Grill Ltd. McDan Shipping, however, vacated the premises in the third quarter of the year.

The absence of a corporate signage indicating the names and identity of occupants of the TSC was an issue of concern to the tenants. Most tenants have expressed concern about the defective signage resulting in a difficulty of directing clients to their offices. The Authority has since taken steps to renovate the facility and install a new signage.

The conference facilities at the TSC were patronized one hundred and thirty-nine (139) times during the period under review. The conference hall was hired seventy-five (75) times and the Committee Room, sixty-four (64) times during the period under review.

### Ghana Shippers' House

During the period under review, conference facilities of the Ghana Shippers' House in Accra were patronised seventy-seven (77) times. The Ghana Chamber of Commerce and Industry, Ministry of Transport, Ghana Maritime Authority among others used the conference facilities.

### Warehousing Monitoring

The monitoring of the Authority's warehouses in Tema continued on a regular basis during the period under review.

Two (2) out of the three (3) warehouses occupied by Available Care undergoing renovation were completed while the remainder was still being worked on.

Leakage of water in one of the units of the warehouse which caused flooding was also fixed during the period under review.

### Ghana Community Network (GCNet)

The Ghana Integrated Cargo Clearing System (GICCS) was monitored during the period under review and found to be functioning well.

General back-up of all data was done twice a week, particularly cargo manifests and Declarant Data from GCNet and others.





## FREIGHT, LOGISTICS AND RESEARCH

### NEGOTIATION OF CHARGES AND FREIGHT RATES

The negotiation of freight and port charges on behalf of shippers has over the years resulted in cost savings and payment of competitive rates by shippers. During the year under review, the Authority in line with the Ghana Shippers' Authority Regulations LI 2190 (2012) negotiated the charges of some shipping service providers including:

#### Cocoa freight negotiations

During the period under review, Shipping Lines and Agents from around the globe assembled at the Hotel Grand Elysee, Hamburg, Germany on 26th and 27th September, 2019 to negotiate with the

Cocoa Marketing Company (CMC) and the Authority on the rates for the carriage of cocoa from Ghana for the 2019/2020 crop season.

The Chief Executive of the Authority, the Deputy Managing Director and the Board Chairman of CMC addressed the opening ceremony of the two-day event. In total, twenty eight (28) Shipping Lines and Agents participated in the negotiations.

After lengthy negotiations with all shipping lines and upon consideration of the various issues raised during the negotiations, the freight rates for the shipment of cocoa beans from Ghana for the 2019/2020 crop season were concluded as follows:

Summary of Negotiated Rates for the Shipment of Cocoa and Cocoa Products for the 2019/20 Season							
Rates for 2019/20 Cocoa Season	Type	UK (£)	N. Continent (€)	Estonia (€)	Med. Europe (€)	Far East (\$)	Brazil (\$)
	Bagged / Bulk	30	49	56	55	*89/94	*103
	BAF	27%	27%	27%	27%	-	-

\* This includes BAF

\*\* CMC may consider incentives for those calling UK ports.



*Transit Shipper Committee meeting*

### Negotiations with DHL Express

During the period under review, the Authority met with DHL Express to negotiate its new charges on behalf of shippers. Following the meetings, a number of very important conclusions were reached. These included:

- New Broker Notification Fees: 55.00/Air Way Bill
- New Storage Charge (After 3 calendar days): GHS 27.5/Per Shipment/Day + GHS 0.55/Kg/Day>3 Days in Bond Storage
- Broker Release Fees: GHS 165.00

### Meeting with Shipping Lines over increase in charges

During the period under review, the Authority received notification from Ocean Network Express (ONE) and Maersk Ghana Limited about proposed increases in their charges.

Maersk proposed to increase its Import Service Charge by 19.5%, while Ocean Network Express proposed to increase its Agency Management Charge for all cargoes except hazardous cargo.

The increased charges were within the industry benchmark and consequently the Authority agreed to them. The Authority held the position that a broader conversation needed to be had with Shipping Agencies on the need for their local charges to reflect global standard practice. The meeting agreed that the Authority should be notified

by the Shipping Agencies when the increases are due to take effect.

### RESEARCH

The Authority embarked on two research subjects in the year 2019 as follows:

- Assessing the Impact of the Paperless Port System on Cargo Clearance Process at Ghana's Seaports.
- Study of the Costs and Pricing in Seafreight Consolidation Operations in Ghana.

Field work activities were undertaken to gather data for analysis on the first study, "Assessing the Impact of the Paperless Port System on Cargo Clearance Process at Ghana's Seaports". This study is intended to help the Authority to educate shippers and the general public on the progress of the paperless port clearance system and also to inform players in the industry about the appropriate clearing procedures at the port

The Proposal and Literature Review of the study on the "Costs and Pricing of Seafreight Consolidated Services" have been completed. Field work on the study is expected to resume immediately after the first research has progressed significantly.

### Container Demurrage and General Rent

During the period under review, the Authority generated information on Container Demurrage and Rent amounts paid by shippers at the seaports in Ghana for the first half of 2019.

Total Container demurrage and Rent payments for January to June 2019 at the Tema & Takoradi ports were USD23,185,889 and GHC19,132,508 respectively.

### Cargo Dwell Time

The 1st half of 2019 recorded an average Dwell Time of 14 days at the Tema & Takoradi ports, the same number of days compared to the same period in 2018 (14 days).

### Comparative Average Cargo Dwell Times for 1<sup>st</sup> Half 2019 and 1<sup>st</sup> Half 2018

Category	Average Dwell Time (No. of Days)	
	1 <sup>st</sup> Half 2019	1 <sup>st</sup> Half 2018
Containerized Cargo	10	15
General Cargo	9	12
Vehicles	17	20
Bulk Cargo	22	16
Break Bulk Cargo	14	6
Average	14	14

### PORT SURVEY AND REPORTING

During the period under review, the Authority embarked on port surveys to acquaint itself with new developments. Some of the major developments that were observed include:

#### Tema Port

- Fumigation facilities were still functional
- Low activities at the main Tema Port due to new Terminal 3

#### Transit Terminal

- Transfer of container challenges such as delays due to small number of MAFI trucks and system low down at MPS Terminal 3
- Ongoing construction for installation of new Axle load weigh bridge

#### MPS Terminal 3

- Discussion with MPS following complaints on the examination of reefer containers carried out close to chemicals in the Terminal- a situation which could result in cargo contamination.
- Congestion of trucks at the entry gate of the Terminal.

Other facilities surveyed during the period included the Wienco Yard, Tema Port Health, Golden Jubilee Terminal among others. Managers of the facilities were engaged on varied issues affecting the interest of shippers and on the way forward to addressing such challenges.

### BERTHING MEETING

The Authority participated in all the daily berthing meetings and contributed to the planning of port operations to ensure safe and quick delivery of import and export cargoes at optimum cost.

Some of the major port activities that were planned included the sailing and berthing of ships that called at the Tema and Takoradi ports, allocation of vessels to stevedores and declaration of Estimated Time of Arrival (ETA) of import and export vessels.

### TRANSIT TRADE ACTIVITIES

The Greater Accra and Western Regional Transit Shipper Committees held their four (4) quarterly meetings in Accra and Takoradi during the period under review.

The meetings discussed key issues such as: unavailability of CFA in Ghanaian banks to enable transit shippers transact business; shortage of tracking devices; First Port Duty Rule; performance of E-platform for monitoring Non-Tariff Barriers and diversion of transit cargo.

Other issues discussed included the limitation of freight forwarders involved in transit trade, axle Weighbridge loading processes for transit goods in the Port of Tema, the implementation single bond guarantee on transit trade trucks and registration of haulage trucks.



*A representative from GCNet showing a sample of newly-acquired tracking devices*



*A truck driver posing a question during a sensitisation seminar in Takoradi*

### **Fact finding trip on Ghana – Burkina Faso transit corridor**

The Authority undertook its quarterly fact-finding trip on the Tema – Paga corridor on board laden transit trucks from 17th to 21st June 2019. The main objective of the trip was to identify, monitor and analyse the tussle truck drivers face on the corridor.

The trip also provided first-hand information on issues concerning Police, Customs, Axle load and other Non-Tariff barriers that impede transit trade along the corridor.

#### *Some of the key findings are as follows:*

- Seventy-five (75) Police and MTTD stops of which thirty-seven (37) were physical barriers - permanent stops manned by the police for twenty four (24) hours on shifts while the other thirty-eight (38) were temporary barriers that were raised for extra checks.
- Five (5) Customs checkpoints in Accra, Kumasi, Tamale, Bolga and Paga. Also, three (3) Forestry Commission checks in Kumasi, Techiman and Tamale.
- Six (6) Axle Load Stations in Tema, Breku, Akom, Jema, Yape, and Bolga.
- Officers (Police, MTTD, Customs and Forestry) on the corridor requested for money ranging from one Ghana cedi (1GHS) to five hundred Ghana cedis (GHS500), depending on the issue with the driver.
- Knowing the risk of their actions, officers removed their name tags or covered them with reflectors.
- MTTD and Police officers seized documents and papers from drivers who refused to pay money.

### **Sensitisation workshop for transit truck drivers in Tema & Takoradi**

In the Authority's effort to make Ghana's transit corridor the preferred choice for shippers in landlocked countries, it organized a sensitization workshop for over two hundred and fifty (250) transit truck drivers and owners on 22<sup>nd</sup> March, 2019 in Tema on road safety issues at the forecourt of the Black Star Line building in Tema, during the review period.

The seminar brought together major stakeholders in the transit trade business to educate and present to the haulage truck drivers policy interventions that affect them directly. A similar workshop, the first of its kind was also organised for haulage truck drivers and owners in Takoradi on 23<sup>rd</sup> October, 2019.

### **MoU with Mali Shippers' Council**

During the period under review, Authority signed a Memorandum of Understanding (MoU) with its Malian counterpart, Mali Shippers' Council (CMC) to facilitate transit trade between the two countries. The signing of the MoU was the climax of a three-day working session involving officials of the two organisations from 25th – 27th March, 2019 in Bamako, Mali.

The MoU, which defines the bilateral cooperation between the two parties is aimed at strengthening the roles of the parties in the promotion of efficiency of the transport chain between Ghana and Mali. The review of the MoU was precipitated by new developments on the transit trade between the two countries and therefore expected to address contemporary demands of the transit trade regime between the two countries.

The Director General of the Mali Shippers' Council, Mr. Ousmane Babalaye Daou and the Chief Executive Officer of the Authority, Ms. Benonita



*Ms. Bismarck(left) exchanging the signed MoU with Mr. Ousmane Babalaye Daou of the Mali Shippers' Council*



(From left to right) CEO of GSA, Ms Benonita Bismarck; Dep. Min. of Transport, Hon. Nii Kwartei Titus-Glover; Commissioner-General of GRA, Mr Emmanuel Kofi Nti; Head of Tax Policy at the Ministry of Finance, Mr Daniel Nuer and Commissioner, Customs Division-GRA, Mr Isaac Crensil.

Bismarck, both pledged their commitment to adopt a frontal approach in addressing the challenges on the corridor.

### Transit Trade Sensitization Seminar

The GRA-Customs Division in collaboration with the Authority organised a stakeholder sensitisation seminar on transit trade for stakeholders in the shipping industry on 16<sup>th</sup> January, 2018 at the Ghana Shippers' House, Accra. It was under the theme “Streamlining processes for the growth of Transit Trade in Ghana.”

The seminar sought to redefine the operational requirements and re-emphasize effective Customs control within the dual objective of revenue assurance and trade facilitation. It was also intended to address key issues including the new measures for transit tracking process, transit vehicle registration, transit insurance requirements, licensing of freight forwarders for transit trade and the concept of First Port Duty Rule.

### Cargo Tracking Note (CTN) meeting for Transit Countries

During the period under review, the Authority held its first quarterly meeting of the year with the representatives of Niger, Burkina Faso and Mali Shippers' Councils in Tema on 12<sup>th</sup> March, 2019 to deliberate on the implementation of the CTN and its impact on the transit trade.

The objective of the meeting was to sensitize the representatives on the implementation of the CTN in Ghana and to discuss its impact on transit trade through Ghana's ports.

The meeting provided an opportunity for sensitization and feedback for the CTN operators and users respectively to ensure efficiency in its implementation in Ghana.

### Axle Load working site visit to Bogoso

As part of the Terms of Reference of the Axle Load Working Group which the Authority belongs to, members are required to periodically undertake site visits to weighing stations to verify their performance.

Following reports of extensive deterioration of the Bogoso road network mainly caused by overloaded trucks, the Working Group during the review period visited the Bogoso Weigh Station and other Stations along the route on 20<sup>th</sup>-22<sup>nd</sup> February, 2019 to assess their performance and also get first-hand information on the extent of damage to the road network.

### Axle Load Working Group meeting

During the review period, the Axle load implementation working group held its first quarter meeting of 2019. The purpose of the meeting was to consider the updates of the Joint Border Post (JBP) at Akanu. The meeting reviewed progress made at the Akanu JBP between Ghana and Togo for its smooth operations.

It was observed that a number of operational measures had been put in place which included the installation of computer systems and deployment of personnel to operate the joint border post. The Working Group, however, observed that the Technical Oversight Committee, established under the framework of the JBP was yet to finalize the guidelines it developed to ensure effective monitoring of the JBP operations.

### 8<sup>th</sup> Borderless Conference

The 8<sup>th</sup> Borderless Alliance Conference, was held in Accra on 24<sup>th</sup>-26<sup>th</sup> April, 2019 at Swiss Spirit Suites and Hotels (Alisa), Accra, on the theme “Facilitating Intra-Regional Trade in West Africa: Emerging Trends”.



Shippers' Councils deliberate on CTN



*A representative of La Cote d'Ivoire receiving the flag of hosting the 9th Borderless Alliance Africa Conference next year*

The event brought together about two hundred (200) participants representing all stakeholders in trade and transport from across West Africa for updates and deliberation on the state of trade and transport across the region; from local manufacturers and producers to regional traders, economic operators, government agencies, public officials, regional bodies and institutional partners (development partners, financial institutions, diplomatic missions etc.).

#### **Meeting with Truck Drivers**

The review period saw the Authority in collaboration with the Joint Association of Port Transport Union (JAPTU) organise a meeting with the various haulage transport Unions at the forecourt of the JAPTU offices in Tema. The purpose of the meeting was to interact with haulage transport unions and learn of their challenges and collectively find solutions to them.

The meeting among others considered the reform process that JAPTU was currently undergoing to ensure its effectiveness and accountability to its members. The Review of its constitution was observed to be complete and fresh elections for new executives were expected in the third quarter of 2019.

#### **Shooting incident on the Malian Border**

The Authority on 20<sup>th</sup> May, 2019, received information from JAPTU about the death of two (2) Ghanaian truck drivers; namely Mohammed Mumuni and Suleimana Gariba, who were killed in a suspected insurgent attack by Boko Haram in Koury at a checkpoint in the Malian territory along the Burkina Faso-Mali corridor.

The incident happened when the trucks stopped at the checkpoint in Koury and were going through routine checks and other formalities with the Gendarmerie. During the process armed men attacked the checkpoint

killing about seven (7) people which included the two (2) Ghanaian truck drivers. The incident occurred on 19<sup>th</sup> May, 2019.

The Authority contacted its counterparts in Mali, the Malian Shippers' Council for their support in securing the vehicles and the cargo, facilitating the burial of the drivers in accordance with the Moslem religion and securing the release of the trucks. In addition, letters were sent to the Ministry of Foreign Affairs and the Malian Embassy in Ghana for the appropriate diplomatic intervention to bring closure to the incident. The Authority also accompanied the representatives of the Malian Shippers' Council in Ghana to commiserate with JAPTU and the bereaved families.

#### **Ghana-Burkina Faso Railway Interconnectivity Project-Inception Report Review Meeting**

The Joint Committee of Experts (JCE) for the Ghana/Burkina Faso Railway Interconnectivity Project held a meeting in Bolgatanga, Ghana on 5th April, 2019 to review and discuss the Inception Report submitted by the Transaction Advisors, Messrs TEAM Engineering S.p.A. /Vision Consult Ltd.

The meeting, which was jointly chaired by the Deputy Minister of Railways Development of Ghana, Hon. Andy Appiah-Kubi and the Technical Advisor of the Ministry of Transport, Urban Mobility and Road Safety of Burkina Faso, Mr. Jean Victorien Toe, was attended by members of the Joint Committee of Experts from Ghana and Burkina Faso as well as other officials from the two countries. Also present at the meeting were members of the Transaction Advisory consortium from TEAM Engineering S.p.A. from Italy, the Authority and Vision Consult Ltd. from Ghana.



*Meeting with JAPTU Executives*



### **Second French proficiency class for freight forwarders**

The second session of the French proficiency course for freight forwarders organised by the Authority in partnership with the French Embassy began on 1st April, 2019.

The course which is organised for freight forwarders operating in the Port of Tema will, among others, facilitate communication and trading between Ghanaian freight forwarders and

shippers from Niger, Mali, Burkina Faso and other French speaking countries.

Freight Forwarding bodies benefitting from the training program are the GIFF, ACHAG), Federation of Freight Forwarders Association of Ghana (FFFAG) and CUBAG. Sessions were conducted twice weekly from 4p.m to 7p.m.

### **GSA-Borderless Alliance E-platform**

To readily address the concerns of transit truck drivers, the Authority in collaboration with Borderless Alliance established an E-platform and designated mobile phone number for receiving and addressing complaints of drivers along Ghana's corridor.

During the period under review, eighty eight (88) complaints were received from truck drivers on the platform on alleged police extortions, Customs issues and axle load challenges among others. In all, eighty six (86) complaints reported to the Authority were addressed. About eighty nine (89) per cent of the total complaints received during the period were on police extortion of transit drivers.



## NATIONAL AND INTERNATIONAL MEETINGS, WORKSHOPS AND SEMINARS

The Authority has been participating in meetings, conferences and seminars, locally and abroad to either contribute to policy formulation, resolve challenges in the country's trade and shipping industry, acquire knowledge or build capacity. These fora have also served as platforms for the Authority to inform stakeholders of its activities. During the year under review, the Authority participated in several meetings including:

### NATIONAL MEETINGS

#### 3<sup>rd</sup> Ghana Shippers Awards held

The Authority collaborated with Globe Productions and Graphic Business to organise the 3<sup>rd</sup> Ghana Shippers' Awards on 12<sup>th</sup> July, 2019 in Accra to award shippers and providers of shipping services for their contributions to the growth of the maritime and logistics sector.

Honorary awards were given to a member each of the National Handicraft Exporters and Producers, Abossey Okai Spare Parts Dealers Association, Used Clothing Dealers Association the Ghana Electrical Dealers Association.

A total of fifty one (51) competitive awards were given on the night with fifteen (15) received by importers and exporters and the rest by shipping service and other allied service providers.

#### Transport Ministry's Mid-Year Review Conference

The Transport Ministry held its Mid-Year Review Conference in Takoradi from 30<sup>th</sup> July to 2<sup>nd</sup> August, 2019 under theme; "The Role of Transport in Boosting Trade, Economic Growth and National Development in the era of the African Continental Free Trade Area".



Opening the Conference, the Hon. Minister of Transport Mr. Kwaku Ofori Asiamah, charged all Chief Executives and officials within the sector to be proactive in the execution of their duties as the Ministry works to position the sector to boost trade and economic growth. He called on all to respond to the dynamics of the sector to enable them play their expected roles while supporting the African Continental Free Trade (AfCFTA) programme.

#### **Workshop on the Placement of Cargo Insurance Locally**

In line with the need to ensure a robust marine insurance regime for the benefit of shippers, the review period saw the successful holding of a meeting in Prampram jointly organized by the Ministry of Transport, National Insurance Commission (NIC), the Authority and the Institute of Chartered Shipbrokers (ICS) and key stakeholders in the cargo transport value chain to discuss a draft protocol and other related matters for the placement of cargo insurance locally. The workshop took place from the 21<sup>st</sup> to 23<sup>rd</sup> of August, 2019.

#### **Courtesy Call on the Commissioner of Customs-Division of GRA**

Following the assumption of office of the new Commissioner of the GRA Customs Division, a delegation from the Authority, led by the CEO paid a courtesy call on him on 11<sup>th</sup> September, 2019 to among other things, create the needed rapport between the two state Institutions.

The Commissioner discussed some observations he had made since assuming office, relating to misclassification and undervaluation of cargo by some Clearing Agents with the aim of evading the payment of the appropriate taxes. He noted in particular that over one thousand (1,000) Freight Forwarders were involved in customs offences and outlined measures to deal with them.

The Authority's Chief Executive also took opportunity to bring up outstanding issues that have previously

been presented to GRA-Customs. These included the withdrawal of VAT on transit services, withdrawal of the USD200.00 per truck on Transit Exports, Implementation of the Transit Process Flow, Status of the report on the Transshipment Review Process, request for the release of Air Cargo manifests to generate statistics among others.

#### **Exhibitions at 4<sup>th</sup> Mango Week & 2<sup>nd</sup> Made-in-Ghana Bazaar**

Over twenty (20) exhibitors, including the Authority participated in the 4<sup>th</sup> Mango Week Celebration organised by the Federation of Associations of Ghanaian Exporters in collaboration with the German Society for International Cooperation (GIZ).

The Authority was also part of two hundred and fifty (250) exhibitors who participated at the 2<sup>nd</sup> Made-in-Ghana Bazaar at the Accra International Conference Center from 26<sup>th</sup> to 28<sup>th</sup> July, 2019. The three-day event was held under the theme "Promoting Made-in-Ghana products abroad."

#### **Meeting with African Development Bank**

A delegation from the African Development Bank (ADB) met with the Authority and some Transport Sector Agencies; namely National Road Safety Commission, Driver and Vehicle Licensing Department (DVLA) and the Ghana Highway Authority on 26<sup>th</sup> February, 2019.

The purpose of the meeting was to engage key stakeholders as part of the Bank's appraisal mission of the Eastern Corridor Project. The Bank noted the three focused areas for the project as Transportation, Agriculture and Trade Facilitation.

#### **Shipping Quarter and Outlook**

During the period under review, the Authority released figures of Ghana's maritime trade performance in 2018 for imports, exports and transit on 20<sup>th</sup> February, 2019 in Accra.

The Shipping Quarter and Outlook was instituted by the Authority to regularly engage the media in order to provide them timely, authentic and accurate information on the shipping industry for broadcast to the public.

#### **Terminal 3 Stakeholder Operational Meeting at MPS**

The Authority participated in the Terminal 3 operational meeting of stakeholders organized and held by the Meridian Port Services (MPS) on 11<sup>th</sup> and 25<sup>th</sup> September, 2019 at Terminal 3.



*Exhibition at 4<sup>th</sup> Mango Week*

The meetings discussed the following concerns and the way forward for all stakeholders in addressing them:

- Request for remote access to analyze scanned images;
- Non-effectiveness of joint inspections;
- Flexibility in the timing for Free Zone delivery which currently runs on Monday to Friday from 8 a.m to 5 p.m;
- Request for regulations governing the transport of samples from terminal 3;
- The need for a resting place for drivers, mates, and Customs House Agents;
- Request for telescopic forklifts with longer forks at the intrusive platform;
- Accidents and reckless driving in Terminal;
- Low delivery on weekends especially Sundays and abandonment of Reefer Consignment on Terminal.

### **Courtesy Call by Secretary-General of Union of African Shippers' Council**

The Secretary-General of the Union of African Shippers' Councils (UASC), Mr Ogoula Giscard Lilian paid a courtesy call on the Authority on 28th February, 2019 in Accra.

Mr Ogoula was in the country to attend the 23rd Ghana International Trade Fair where over five



*Mr Ogoula Giscard Lilian (middle) a group photo with the Management of the Authority*

hundred (500) exhibitors from companies, small and medium scale enterprises and state agencies were participating.

He commended the Authority for supporting the UASC and its activities in providing shipping solutions to the needs of shippers in Ghana.

The UASC Secretary General said his visits to member councils afford him the opportunity to understand their needs and how the Union can position itself to provide them assistance.

### **Stakeholder meeting on First Port Duty Rule**

The Authority participated in a stakeholder meeting held in the office of the Commissioner, Customs Division of the Ghana Revenue Authority on 8<sup>th</sup> May, 2019. Also present at the meeting were representatives of the GPHA, Ghana Community Network (GCNet), the Burkina Faso Chamber of Commerce, the Customs Division of the Ghana Revenue Authority and the Office of the President.

Participants of the meeting were furnished with details of a study trip to Burkina Faso undertaken by some officials of GRA – Customs Division and GCNET which was aimed at ironing out details of the implementation of the First Port Rule.

### **Meeting with the World Bank on possible areas of collaboration**

A World Bank delegation called on the Authority on Monday, 24<sup>th</sup> June, 2019 to discuss possible avenues for collaborating with the Authority as a means of improving transit trade in the country. According to the team, the World Bank has put together a Trade Facilitation West Africa Project and was counting on the collaboration of the Authority.

The Authority suggested some areas of possible collaboration, in line with the sentiments expressed at the earlier meeting at the World Bank Office. These included: Refurbishment of truck parks, rest stops, technology along the corridor to facilitate trade and the need for regular sensitization for operatives and officials along the transit corridor for purposes of continuous awareness.

### **Other workshops, conferences and meetings attended by the Authority during the period under review are :**

- Stakeholder Awareness Workshop on WTO, Standards and Regulations organised by the Ghana Standards Authority, Transport Planning Group Meeting, EPA and Stakeholders meeting on ECO Levy,

Stakeholder Sensitization on Enhancements to National Single Window and the Technical Working Group on Trading Across Borders.

- The rest are: Stakeholder Engagement on Axle Load Weigh Bridge, Cocoa Supply Chain Summit, Third National Development Forum, Technical Committee for Transshipment Process Review, MTCC-Africa Workshop in Accra, Workshop on introduction of Authorized Economic Operator (AEO), National Conference on the African Continental Free Trade Area, Final Workshop on the Development of the National Export Strategy (NES) and Meeting with Ghana Highways Authority on axle load concerns

## INTERNATIONAL MEETINGS

### General Assembly Meetings of the International Standards Organizations, ISO

During the review period, the Authority participated in the 42<sup>nd</sup> General Assembly meeting of the International Standards Organizations (ISO) which was held in Cape Town South Africa from the 16<sup>th</sup>-20<sup>th</sup> September, 2019. The central theme for the General Assembly was "Standards and Trade", how standards can play an effective role in boosting intra-regional and global trade.

### Summit on Unfair Surcharges and High Local Shipping Charges in West and Central African States

During the period under review, the Authority participated in a summit on Unfair Surcharges and High Local Shipping Charges in West and Central Africa. The summit was organized by the Union of African Shippers' Council (UASC), in collaboration with the Global Shippers' Forum and hosted at the Sharaton Hotel, Abuja, Nigeria by the Nigerian Shippers' Council (NSC) under the auspices of the Federal Ministry of Transportation.

The summit also provided an avenue to deliberate on the escalating shipping and other charges levied on Nigeria and other member states of West and Central African Sub-region by shipping companies servicing the ports of the sub-region, especially in view of the debilitating effects of these unfair practices on the economies of West and Central African Countries.

### UASC Ordinary Steering Committee Meeting

The UASC held its Steering Committee meeting from 29<sup>th</sup>-30<sup>th</sup> January, 2019. It was hosted by the Gabonese Shippers' Council (C.G.C) in Owendo,

Gabon. The meeting deliberated on the 2018 activities of the Union, the budget and also gave approval for activities for 2019 and the budget for 2019.

The recommendation of the 8<sup>th</sup> African Shippers' Day was also assessed and Member States gave stages of the implementation of the fifteen (15) recommendations.

The meeting was attended by representatives of UASC member states Angola, Benin, Burkina Faso, Cameroun, Congo, La Cote D'Ivoire, Gabon, Ghana, Guinea, Equatorial Guinea, Guinea Bissau, Mali, Niger, Nigeria, Central African Republic, Democratic Republic of Congo, Senegal, Togo and Chad.

### Meeting of States' Experts on The Implementation of The Regulation NO.14/2005/CM/UEMOA on Axle Load Control

The Authority took part in the Meeting of States' Experts on the implementation of the regulation NO.14/2005/CM/UEMOA relating to the harmonization of norms and procedures of control, the weight and axle load of heavy goods vehicles in the West African Economic Monetary Union (UEMOA), Ghana and Guinea from 22<sup>nd</sup> to 24<sup>th</sup> July, 2019 in Ouagadougou, Burkina Faso.

### MTCC-Africa Focal Point Country meeting in Mombasa

The Focal Country Meeting in Mombasa, attended by the Authority, was a sequel to the National Workshop and was aimed at deepening collaboration among focal countries with the view to developing a comprehensive outreach programme to the rest of the African countries. The meeting was attended by twenty-two (22) participants from four (4) countries namely Kenya, Nigeria, South Africa and Ghana.

### PJCC Meeting on Ghana-Namibia

During the period under review, the Authority participated in the preparatory meetings of the 3<sup>rd</sup> session of the Ghana-Namibia Permanent Joint Commission of Cooperation (PJCC). Following the preparatory meetings, a delegation from Ghana made up of a number of Ministries and relevant MMDAs including the Authority took part in the 3<sup>rd</sup> session of the Ghana-Namibia Permanent Joint Commission of Cooperation in Windhoek, from 21<sup>st</sup> - 27<sup>th</sup> February, 2019.

The PJCC was successful in culminating in the signing of two (2) MOUs in the fields of Port Management and Higher Education.



## CORPORATE SOCIAL RESPONSIBILITY

The Authority remains committed to performing its functions in a socially responsible, sustainable and meaningful manner while creating shared value in ways that inure to the growth of society by addressing its needs and challenges. Our Corporate Social Responsibility (CSR) initiatives are guided by the Authority's core values of Integrity, Excellence, Teamwork, Resilience, Personal Development and Passion and Commitment.

During the year under review, the Authority carried out the following CSR activities:

### **Hamile Truck Park**

The Authority gave a facelift to a one-acre sized truck park at Hamile in the Upper West Region. The truck park will be used as a rest stop for transit truck drivers who cart goods between Ghana and the landlocked countries of Burkina Faso, Mali and Niger.

The park which used to be muddy and dusty in the wet and dry seasons respectively, has now been graded and levelled with pavement blocks for the

convenience of the truck drivers as part of the Authority's commitment of promoting and facilitating transit trade.

### **Other Activities:**

- Commencement of the construction of Elubo Freight Park to facilitate parking for trucks at the border
- Support to the Ghana Journalists Association (GJA) towards the organisation of the 2019 GJA Awards
- Sponsorship of 1,104 children of Funkoe Basic School in the Western Region onto the National Health Insurance Scheme (NHIS)
- Support to traditional authorities, trade associations and stakeholders in the shipping industry to assist them discharge their mandates effectively. Some of the beneficiaries included the GNCCI, Public Services Commission, GIFF among others



## HUMAN RESOURCE AND ADMINISTRATION

The Authority's plans and programmes in relation to human resource and administration received deserved attention during the period under review. This contributed to organisational effectiveness in several ways such as employee commitment, improved productivity, customer care and job satisfaction.

### **Staff Position**

The total staff strength of the Authority at the end of the period under review was one hundred and thirty five (135), comprising sixty six (66) permanent staff, thirty two (32) staff on contract, thirty five (35) National Service Personnel and two (2) interns.

### **Recruitment**

During the period under review, the appointment of a Senior Officer of the Legal and Estate

Department, Mr. Bright Asubonteng-Donkor was confirmed. The Authority also engaged Ms. Sandra Poakwa and Mr. Sennor Bebs Basil as Assistant Shipper Services and Trade Facilitation Officers on permanent basis.

Three contract staff were also engaged to beef up the staff strength of some departments. The Authority also renewed the contracts of sixteen (16) staff belonging to various departments.

### **Staff Training and Development**

Staff Training and development, both locally and abroad, continued to receive due attention in accordance with the Authority's Human Resource strategy. During the period under review some of the training programmes staff of the Authority undertook included:


- An Officer with the Research, Monitoring and Evaluation Department gained admission to read a Master's Degree programme in Maritime Affairs at the World Maritime University in Malmo, Sweden,
- A Management Information Systems Officer of the Authority also gained admission to pursue a Master's Degree programme in Humanities from the International Maritime Organisation's (IMO's) Maritime Law Institute in Malta;
- A Shipper Services and Trade Facilitation Officer also completed a one-year Master's Programme of Humanities in International Maritime Legislation at the IMO Law Institute, Malta;
- A Senior Freight and Logistics Officer and a Finance Officer participated in a three-day training programme on Logistics Transport Management;
- A number of staff have also attended short courses / workshops and seminars during the period.

#### **Staff Durbars**

During the period under review, three programmed Staff/Management durbars were held for the first three quarters across the organization in accordance with the Authority's communication strategy of ensuring an effective internal communication. The fourth durbar did not come off.

# GHANA SHIPPERS' HOUSE

## CONFERENCE FACILITIES



- **540 SEATING CAPACITY CONFERENCE ROOM**
- **100 SEATING CAPACITY CONFERENCE ROOM**
- **UNDERGROUND & SURFACE PARKING FOR 320 VEHICLES**
- **2-600 KVA STANDBY GENERATOR**
- **HIGH SPEED INTERNET INFRASTRUCTURE**

### HEAD OFFICE

7TH FLOOR, GHANA SHIPPERS' HOUSE NO. 12, CRUICKSHANK STREET,  
AMBASSADORIAL ENCLAVE, WEST RIDGE. **TEL:** +233 (0) 302 - 666915-7/ 668769  
**E-MAIL:** INFO@SHIPPERS.ORG.GH



# GHANA'S MARITIME TRADE REVIEW 2019

## 1.0 OVERVIEW

The World Trade Organisation (WTO) estimates world merchandised trade volume to grow by 1.2% in 2019, having downgraded its earlier forecast of 2.6% due to a slowing global economy and increased economic uncertainty. It however forecasts world merchandised trade volume for the year 2020 to accelerate moderately to 2.7%. This forecast may have to be revised as a result of the global health threat posed by the new Covid-19, which negative impact on global containerized trade is already visible.

The United Nations Conference on Trade and Development (UNCTAD) recorded a decline in the growth of world seaborne trade from 2.7% in 2018 to 2.6% in 2019. UNCTAD projects an annual average growth rate of 3.4% over a five-year period from 2019–2024 even though the target for 2019 was missed. The weakening multilateral trading

systems and growing trade protectionism are largely responsible for the dip in seaborne trade growth.

The coming into force of the IMO Sulphur Cap Regulations in January 2020 was expected to have dampened shipping tonnage in the short term and consequently strengthening freight rates. However, the advent of the Covid-19 pandemic is likely to slow down demand for shipping services. The overall effect of the inter-play of these compelling factors may take some time, perhaps after the second half of 2020, to fully manifest.

On the national front, Ghana's seaborne trade cargo throughput for 2019 amounted to 20.1 million metric tons, a 12.4% decline compared to 2018. Total exports for the review period (2019) however, increased by 17.7% whilst total imports declined by 26% compared to 2018 figures.

## 2.0 COMPARISON OF GHANA'S CARGO THROUGHPUT FOR Q4 2019 AND Q4 2018

Cargo throughput for the 4th quarter (Q4) 2019 decreased by 31.7% compared to the same period of 2018. Total import for the period decreased by

42.5%, total export decreased by 6%, whilst total transit/transshipment trade volume reduced by a whopping 80% compared to Q4 of 2018. See Table 1 for details.

Table 1 SUMMARY COMPARISON OF GHANA'S CARGO THROUGHPUT			
OCT-DEC (Q4) 2019 AND 2018			
TRADE TYPE	OCT-DEC (Q4) 2019 (mt)	OCT-DEC (Q4) 2018 (mt)	CHANGE
TOTAL IMPORT	1,968,681	3,422,073	-42.5%
TOTAL EXPORT	1,866,862	1,986,080	-6.0%
TOTAL TRANSIT/TRANSH.	57,671	288,798	-80.0%
CARGO THROUGHPUT	3,893,214	5,696,951	-31.7%

## 3.0 PORTS SHARE OF CARGO THROUGHPUT FOR 2019

Cargo throughput for the Tema and Takoradi seaports of Ghana for 2019 was 20.88 million metric tons (mt). Cargo throughput for the Port of Tema was 12.18 million mt representing 58% of total volume whilst the Port of Takoradi recorded

8.71 million mt, representing 42% of total seaborne trade.

Transit/Transshipment imports amounted to 642,441 mt whilst transit/transshipment exports recorded 77,331 mt. Table 2 below shows the summary performance for the review period.

Table 2. SUMMARY OF GHANA'S SEABORNE TRADE PER PORT (in mt) (2019)						
PORT	IMPORT (mt)	TRANSIT/ TRANSH. IMPORT (mt)	*EXPORT (mt)	TRANSIT/ TRANSH. EXPORT (mt)	TOTAL (mt)	Share
TEMA	9,392,461	564,936	2,143,438	77,331	12,178,166	58%
TAKORADI	1,750,487	77,505	6,877,813	0	8,705,805	42%
TOTAL	11,142,948	642,441	9,021,251	77,331	20,883,971	100%

\* Export figure excludes Ghana's crude oil exports

## 4.0 COMPARISON OF CARGO THROUGHPUTS - 2019 & 2018

Table 3 shows the summary of seaborne trade comparison between 2019 and 2018. Cargo throughput for the 2019 decreased by 12.4% compared to the same period of 2018. Total import

trade volume decreased by 26% whilst total export trade volume increased by 17.7% compared to the same period of 2018. Total transit/transshipment trade volume for 2019 decreased by 36.5% compared to 2018.

Table 3 SUMMARY COMPARISON OF GHANA'S CARGO THROUGHPUT			
2019 & 2018			
TRADE TYPE	2019 (mt)	2018 (mt)	CHANGE
TOTAL IMPORT	11,142,948	15,051,475	-26.0%
TOTAL EXPORT	9,021,251	7,665,334	17.7%
TOTAL TRANSIT/TRANSH.	719,772	1,132,668	-36.5%
CARGO THROUGHPUT	20,883,971	23,849,477	-12.4%

## 5.0 COMPARISON OF GHANA'S SEABORNE TRADE 2019 & 2018 PER CARGO TYPE

Total import and export trade volume for the review

period January to December 2019 recorded a net effect of negative 11.2% compared to the same period in 2018 as per Table 4 below.

Table 4 COMPARISON OF GHANA'S SEABORNE TRADE PER CARGO TYPE			
TRADE TYPE	2019 (mt)	2018 (mt)	Change
<b>IMPORT:</b>			
Liner	2,974,831	5,648,388	-47.3%
Break Bulk	888,566	1,913,813	-53.6%
Dry Bulk	4,633,673	4,764,702	-2.7%
Liquid Bulk	2,645,877	2,724,572	-2.9%
<b>TOTAL IMPORT</b>	<b>11,142,947</b>	<b>15,051,475</b>	<b>-26.0%</b>
<b>EXPORT:</b>			
Liner	1,762,303	2,009,364	-12.3%
Break Bulk	643,231	344,174	86.9%
Dry Bulk	6,490,674	5,147,748	26.1%
Liquid Bulk	125,043	164,048	-23.8%
<b>TOTAL EXPORT</b>	<b>9,021,251</b>	<b>7,665,334</b>	<b>17.7%</b>
<b>TOTAL IMPORT &amp; EXPORT</b>	<b>20,164,198</b>	<b>22,716,809</b>	<b>-11.2%</b>

From Table 4 above, total imports for 2019 decreased by 26% compared to 2018. Total imports for the review period was 11.14 million mt. This comprised 2.97 million mt of Liner cargo, 888,566 mt of Breakbulk, 4.63 million mt of Dry bulk cargo and 2.64 million mt of Liquid bulk imports.

Total export trade volume for 2019 was 9.02 million mt. This represents a 17.7% increase over 2018.

This was made up of 1.76 million mt of Liner items, 643,231 mt of Breakbulk items, 6.49 million mt of Dry Bulk and 125,043 mt of Liquid Bulk.

## 5.1 COMPARATIVE ANALYSIS OF IMPORT COMMODITIES THAT DECREASED SIGNIFICANTLY

The Table below shows the import commodities that declined significantly in the review period (January-December 2019).

Table 5 Major declining Import Commodities for 2019/2018				
COMMODITIES	2019 (mt)	2018 (mt)	Difference (mt)	%Change
IRON/STEEL/PLATE/PIPES	485,965	994,306	-508,341	-51.1%
GENERAL CARGO	370,029	842,032	-472,003	-56.1%
PROCESSED FOOD/BEVERAGES ETC	293,418	685,070	-391,652	-57.2%
BAGGED RICE	246,789	573,675	-326,886	-57.0%
FROZEN MEAT/FOODS	167,828	487,000	-319,172	-65.5%
BULK CEMENT	277,306	505,189	-227,883	-45.1%

The six import commodities listed in table 5 above, recorded significant decreases which cumulatively contributed to about 50% of the total decrease in import trade volume for the period January to December 2019.

## 5.2 COMPARATIVE ANALYSIS OF EXPORT COMMODITIES THAT INCREASED SIGNIFICANTLY

Table 6 below shows the major export commodities in 2019 that experienced an increase.

Table 6 Major Increasing Export Commodities for 2019/2018				
COMMODITIES	2019 (mt)	2018 (mt)	Difference (mt)	%Change
MANGANESE	5,353,014	3,803,937	1,549,077	40.7%
TIMBER LOGS	487,238	262,410	224,828	85.7%
CASHEWNUTS	394,452	309,755	84,697	27.3%
BAGGED COCOA BEANS	155,993	81,764	74,229	90.8%

Table 6 above shows the export commodities that recorded major increases in the review period. Cumulatively, these commodities contributed to about 92% of the total volume of increases recorded in the export trade volume for the period January to December 2019.

## 6.0 PERFORMANCE IN LADEN CONTAINERS

Table 7 below shows the details of the performance in Laden containers for the review period Jan. –

Dec. 2019. Total Laden Containers for imports and exports for 2019 was 605,653 TEUs. This represents a decrease of 7.3% compared to 2018.

Total Import in Laden Containers for 2019 was 456,957 TEUs; a 13.4% decrease compared to 2018. Total Export in Laden Containers for 2019 was 148,696 TEUs; representing an increase of 18.1% compared to 2018.

Table 7 GHANA'S SEABORNE TRADE IN LADEN CONTAINERS (in TEUs) PER PORT				
TRADE TYPE	PORT	2019 (in TEUs)	2018 (in TEUs)	CHANGE
IMPORT	TEMA	445,625	502,806	-11.4%
	TAKORADI	11,332	24,883	-54.5%
	<b>TOTAL IMPORT</b>	<b>456,957</b>	<b>527,689</b>	<b>-13.4%</b>
EXPORT	TEMA	123,491	109,583	12.7%
	TAKORADI	25,205	16,278	54.8%
	<b>TOTAL EXPORT</b>	<b>148,696</b>	<b>125,861</b>	<b>18.1%</b>
<b>TOTAL</b>	<b>IMPORT/EXPORT</b>	<b>605,653</b>	<b>653,550</b>	<b>-7.3%</b>

## 7.0 DIRECTION OF GHANA'S SEABORNE TRADE

### 7.1 Import Trade

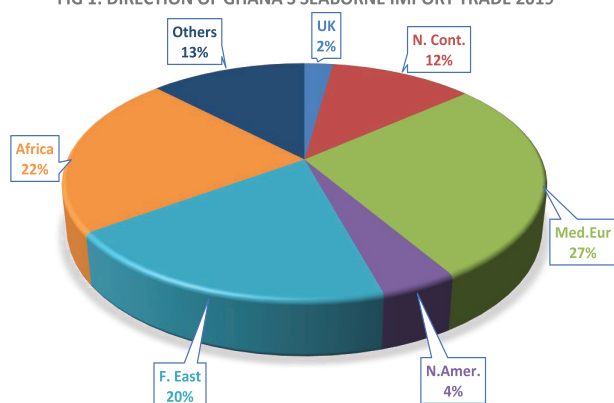
Figure 1 and Table 8 below show that the majority of Ghana's seaborne imports for 2019 came from the Mediterranean Europe range, representing

27% of Ghana's total import trade. Africa was next with 22% share, followed by the Far East range with 20% share of Ghana's import trade. The major commodities imported from the Africa range were Chemicals, LPG, Petroleum Products and Clinker.

Table 8. DIRECTION OF GHANA'S SEABORNE IMPORT TRADE (in mt) 2019

Trade Type	UK	N. Cont.	Med.Eur	N.Amer.	F. East	Africa	Others	TOTAL
LINER	32,958	376,804	390,520	261,908	1,179,351	441,275	292,016	2,974,832
BREAK BULK	7,295	127,611	102,519	1,455	550,238	29,368	70,080	888,566
DRY BULK	0	317,330	2,492,258	213,976	332,461	281,597	996,051	4,633,673
LIQUID BULK	214,192	463,017	67,533	8,909	132,142	1,723,745	36,339	2,645,877
TOTAL	254,445	1,284,762	3,052,830	486,248	2,194,192	2,475,985	1,394,486	11,142,948
SHARE	2%	12%	27%	4%	20%	22%	13%	100%

FIG 1: DIRECTION OF GHANA'S SEABORNE IMPORT TRADE 2019



## 7.2 Export Trade

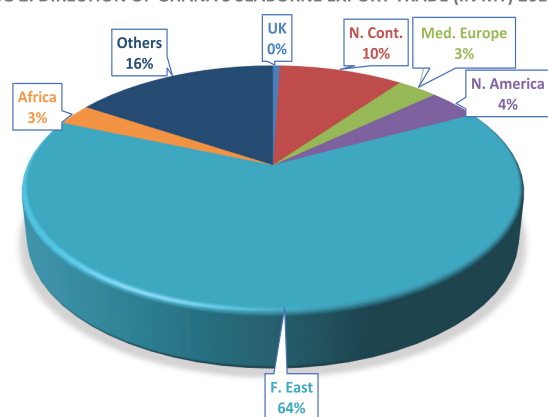
The over 9 million mt of seaborne exports for 2019 went to various destinations in the world. Majority of these exports were to the Far East accounting for a total of 5,770,072 mt representing 64% of the total seaborne exports. The major commodities exported were Manganese (4,502,862 mt) which represents 59% of the total export, followed by Bauxite, Timber Logs and Cashew nuts.

Table 9 and Fig 2 below gives more details about the direction of Ghana's seaborne export trade for 2019.

Table 9 DIRECTION OF GHANA'S SEABORNE EXPORT TRADE (in mt) 2019

Trade Type	UK	N. Cont.	Med. Europe	N. America	F. East	Africa	Others	TOTAL
LINER	39,425	338,336	206,391	84,350	713,430	225,467	154,904	1,762,303
BREAK BULK	8,176	20,996	12,992	33,526	498,232	5,510	63,799	643,231
DRY BULK	0	510,828	63,080	226,061	4,558,410	18,742	1,113,553	6,490,674
LIQUID BULK	0	0	0	18,111	0	3,657	103,275	125,043
TOTAL	47,601	870,160	282,463	362,048	5,770,072	253,376	1,435,531	9,021,251
SHARE	0%	10%	3%	4%	64%	3%	16%	100%

FIG 2: DIRECTION OF GHANA'S SEABORNE EXPORT TRADE (IN MT) 2019



## 8.0 TRANSIT TRADE AND TRANSSHIPMENT THROUGH THE SEAPORTS OF GHANA

Total Transit/Transshipment trade volume for 2019 shows a decrease of 36.5% compared to 2018. The total volume of transit/transshipment for 2019 was 719,772 metric tons (mt).

Transit/Transshipment Imports for 2019 amounted to 642,441 mt, a decrease of 38.4% compared to 2018. Transshipment/Transit Exports for 2019 recorded 77,331 mt, a decrease of 13.7% compared to 2018. Table 10 below shows the details of the transit/transshipment trade volumes for the review period.

**Table 10. SUMMARY COMPARISON OF TRANSIT TRADE AND TRANSHIPMENT THROUGH THE SEAPORTS OF GHANA 2019 AND 2018**

TRADE TYPE	2019 (mt)	2018 (mt)	CHANGE
TRANSIT/TRANSH. IMPORT	642,441	1,043,043	-38.4%
TRANSIT/TRANSH. EXPORT	77,331	89,629	-13.7%
TOTAL	719,772	1,132,672	-36.5%

## 9.0 TRANSIT TRADE PERFORMANCE FOR BURKINA FASO, MALI AND NIGER

Total transit volume for the three (3) landlocked countries: Burkina Faso, Mali and Niger amounted to 601,653 mt in 2019. This represents a decrease of 37.8% compared to 2018. The transit trade

comprises imports of 526,245 mt and exports of 75,408 mt.

Major transit trade commodities included Bagged Fertilizer, Processed Foods/ Beverages, Petroleum Products, General Cargo and Frozen Meat/Foods. Details are shown in Table 11.

**Table 11. SUMMARY COMPARISON OF TRANSIT TRADE for BURKINA FASO, MALI & NIGER 2019 AND 2018**

TRADE TYPE	2019 (mt)	2018 (mt)	Change
TRANSIT IMPORT	526,245	879,935	-40.2%
TRANSIT EXPORT	75,408	87,034	-13.4%
TOTAL	601,653	966,969	-37.8%

## 10.0 PERFORMANCE IN GHANA'S CONTAINERIZED CARGO TRADE

### 10.1 Shipping Line Performance in the Containerized Trade

Twenty-nine (29) Shipping Lines were involved in the containerized cargo trade which amounted to 605,655 TEUs for 2019. The highest operators were Maersk Line, with 202,258 TEUs (33.4% of the container trade) and the Mediterranean Shipping Company (MSC), with 124,258 TEUs (20.5%). Details are shown in Table 12.

### 10.2 Shipping Agents' Performance in the Containerized Trade

Twenty-nine (29) Shipping Agents were involved in the containerized trade to and from Ghana. Together, they handled 605,655 TEUs for 2019. The highest performing agencies were Maersk Ghana Ltd, with 202,288 TEUs (33.4% of the containerized trade) and MSC, with 124,542 TEUs (20.5% of the containerized trade). Details are shown in Table 13.

## 11.0 PERFORMANCE OF SHIPPING LINES AND AGENTS PER VOLUME OF SHIPMENT

### 11.1 Performance of Shipping Lines per Volume of Shipment and Trade Type

A total of One hundred and nineteen (119) Shipping Lines and Charterers participated in transporting the over 20 million metric tons of Ghana's seaborne cargo (import & export) through the Ports of Tema and Takoradi in 2019. The performance of the Shipping Lines and Charterers per trade type (i.e. Liner, Breakbulk, Dry bulk, and Liquid bulk) is shown in Table 14 below.

The high performers in Liner Trade were Maersk Line (21.1%) and Mediterranean Shipping Company (16.2%). In the Break Bulk Trade, Maersk Line moved the highest volume (19.5%), followed by Others with 15.7%. High performers for the Dry Bulk Trade were I.M.T (54.4%) and Others with 11.7%. In the Liquid Bulk Trade, BP Oil International Ltd lifted the highest volume of 45.7% followed by Other with 18.3%.

### 11.2 Performance of Shipping Agents per Volume of Shipment and Trade Type

Sixty-three (63) Shipping Agents handled the over 20 million mt of seaborne trade (import & export) through the Ports of Tema and Takoradi in 2019.

Table 15 below shows the performance in the various trades namely, Liner, Break Bulk, Dry Bulk and Liquid Bulk trade for the review period.

High performers in the Liner Trade were Maersk Ghana Ltd. with 21.1% of the volume and MSCA Ghana Ltd. with 16.2%. The leading Shipping Agents in the Break Bulk Trade were Maersk Ghana

Ltd. with 19.5% and GMT Shipping Ltd. with 13.3%. In the Dry Bulk Trade, the high performers were Supermaritime Ghana Ltd. with 49.4% of the share and Hull Blyth Ghana Ltd. with 22.0%. In the Liquid Bulk Trade, Inchcape Shipping Ltd handled 57.7% of the volume whilst Oil and Marine Agencies (OMA) handled 28.5%.

TABLE 12 PERFORMANCE OF SHIPPING LINES PER LADEN CONTAINERS (in TEUs)				
TOTAL (TEMA & TAKORADI)				
2019				
SHIPPING LINE	IMPORT	EXPORT	TOTAL	% SHARE
AFRICA EXPRESS LINE	7,610	6,446	14,056	2.32%
ARKAS LINE	12,267	5,825	18,092	2.99%
BBC CHARTERING	4	20	24	0.00%
CHINA OCEAN SHIPPING	9,826	180	10,006	1.65%
CMA CGM	21,254	14,533	35,787	5.91%
COSCO SHIPPING	27,177	11,499	38,676	6.39%
EARLY POWER LIMITED	10	-	10	0.00%
EUKOR CAR CARRIERS	2	-	2	0.00%
G.N.P.C	44	-	44	0.01%
GMT SHIPPING	8	-	8	0.00%
GOLD STAR LINE	13,050	6,147	19,197	3.17%
GRANDE FORTUNE INT SHIPP	5	-	5	0.00%
GRIMALDI LINES	16,203	5,799	22,002	3.63%
HAPAG – LLOYD	44,002	10,093	54,095	8.93%
HC TRADING	352	-	352	0.06%
HOEGH AUTOLINES	1	-	1	0.00%
I.M.T	27	-	27	0.00%
IMC SHIPPING CO	2	-	2	0.00%
MAERSK LINE	172,576	29,682	202,258	33.39%
MEDITERRANEAN SHIPP. CO	95,091	29,167	124,258	20.52%
MESSINA LINES	3,989	1,089	5,078	0.84%
NILEDUTCH	467	1,677	2,144	0.35%
OCEAN NETWORK EXPRESS	6,446	5,912	12,358	2.04%
ORIENT OVERSEAS CONT.	2,310	1,151	3,461	0.57%
OTHERS	2,211	6	2,217	0.37%
PACIFIC INTL. LINE	17,708	5,568	23,276	3.84%
SAFMARINE	-	12,177	12,177	2.01%
UNIVERSAL AFRICA LINE	19	10	29	0.00%
ZIM LINE	4,298	1,715	6,013	0.99%
<b>TOTAL</b>	<b>456,959</b>	<b>148,696</b>	<b>605,655</b>	<b>100.00%</b>

TABLE 13 PERFORMANCE OF SHIPPING AGENTS PER LADEN CONTAINERS (in TEUs)

TOTAL (TEMA & TAKORADI)				
2019				
SHIPPING AGENT	IMPORT	EXPORT	TOTAL	% of TOTAL
ANTRAK GHANA LTD	3,990	1,117	5,107	0.84%
ARKAS GHANA LTD	12,267	5,825	18,092	2.99%
CLASSIC AMODEL	65	0	65	0.01%
CMA CGM	-	14,533	14,533	2.40%
COMEXAS GHANA LTD TEMA	486	1,687	2,173	0.36%
COSCO SHIPPING GH. CO. LTD	29,607	11,499	41,106	6.79%
DAMCO LOGISTICS GH LTD	256	-	256	0.04%
DELMAS SHIPPING GH. CMA CGM	21,254	-	21,254	3.51%
DW CABLE NET SHIPPING GH LTD	1	-	1	0.00%
EOLIS GH	7,610	6,446	14,056	2.32%
GMT SHIPPING LTD	17	-	17	0.00%
GRIMALDI GHANA LTD	15,952	4,616	20,568	3.40%
HAFENAGENTUR GHANA LTD	2	-	2	0.00%
HAPAG LLOYD	44,002	10,093	54,095	8.93%
HASS LOGISTICS GH. LTD	5	-	5	0.00%
HULL BLYTH GHANA	70	-	70	0.01%
INTERMODAL SHIPPING AGENCY GH LTD	17,348	-	17,348	2.86%
ISAG LTD		7,862	7,862	1.30%
MAERSK GHANA LTD	172,606	29,682	202,288	33.40%
MARITIME AGENCIES	4	20	24	0.00%
MSCA GHANA	95,375	29,167	124,542	20.56%
OCEAN NETWORK EXPRESS GH LTD	6,446	5,912	12,358	2.04%
ORIENT OVERSEAS CONTAINER LTD	3,469	1,151	4,620	0.76%
PIL GAHANA LTD	17,708	5,568	23,276	3.84%
PORTS MARINE LTD	127	-	127	0.02%
SAFMARINE	-	12,177	12,177	2.01%
SCANSHIP GH. LTD	8,173	1,335	9,508	1.57%
SEVENLOG LIMITED	2	-	2	0.00%
SUPERMARITIME GHANA LIMITED	117	6	123	0.02%
<b>TOTAL</b>	<b>456,959</b>	<b>148,696</b>	<b>605,655</b>	<b>100.00%</b>

## GHANA SHIPPERS' AUTHORITY

TABLE 14. PERFORMANCE OF SHIPPING LINES IN GHANA'S SEABORNE TRADE – JAN. – DEC. 2019

IMPORT AND EXPORT - TEMA - TAKORADI					
SHIPPING LINES/CHARTERER	IMPORT	EXPORT	TOTAL	% SHARE / TRADE TYPE	%SHARE
<b>LINER</b>					
ADOM MBROSO COLDSTORES LTD	3,643	0	3,643	0.07	0.02
AFCOTT GHANA LTD	1,242	0	1,242	0.02	0.01
AFRICA EXPRESS LINE	44,700	88,664	133,364	2.55	0.66



# GHANA SHIPPERS' AUTHORITY



## BACKGROUND

The Ghana Shippers' Authority (GSA) is a state agency operating under the auspices of the Ministry of Transport. It was established in 1974 by NRCD254 and has over the years collaborated with private and public organizations in the maritime industry to pursue its primary objective of protecting and promoting the interests of shippers in Ghana in relation to port, ship and inland transport problems in order to ensure safe, reliable and cost effective cargo handling.

## SERVICES TO SHIPPERS

- Sensitising and empowering shippers and stakeholders in the shipping and logistics sector through programmes such as open fora for trade associations, annual seminars for journalists, biennial maritime law seminars for Judges, workshops for truck owners and drivers, etc.
- Establishment of Import/Export Shipper Committees across the country to enable shippers and shipping service providers interact regularly in order to resolve challenges confronting their businesses;
- Negotiation of freight and port charges of shipping service providers on behalf of shippers;
- Establishment of Shipper Complaints and Support Units at the country's entry points to provide real-time assistance to shippers engaged in cross-border trade.
- Negotiation and monitoring of service standards of shipping service providers;
- Conducting research on emerging issues in Ghana's maritime transport industry;
- Facilitation and promotion of the Transit Trade along Ghana's transit corridor;
- Advocacy in matters affecting shippers such as Implementation of IMO Sulphur Regulations 2020, Terminal Handling Charges, payment of VAT on transit services and levy on transit exports, etc;
- Intervening, investigating and finding solutions to recurrent shipment problems such as loss/damaged cargo, late arrival of shipping documents, cargo insurance claims, illegitimate charges, shortlanding of cargo, etc.
- Representation of the interests of shippers in the deliberations of international bodies such as IMO, WTO, UNCTAD, Global Shippers Forum, etc.
- Provision of infrastructure such as the Takoradi Logistics Platform project, Boankra Inland Port project, Akatakyiwa Freight Park project, Shippers Centres, etc to support the shipping and logistics sector.

### Head Office, Accra

Tel: +233 (0) 302 – 666915-7/ 666463

Tema: Tel: +233 (0) 303 – 953374-6

Kumasi: Tel: + 233 (0) 3220 – 22533/29751

Takoradi: Tel: + 233 (0) 3120 – 21739

Tamale: Tel: 0302 906571

Toll Free Line: 080030055

Website: [www.shippers.org.gh](http://www.shippers.org.gh)

AFRITRAMP	312	1,535	1,847	0.04	0.01
AFRICA FISH GH. LTD	710	0	710	0.01	0.00
AMISACHI LTD	2,883	0	2,883	0.06	0.01
ARKAS LINE	63,818	85,545	149,363	2.86	0.74
BAJFREIGHT & LOGISTICS	0	709	709	0.01	0.00
BBC CHARTERING	466	1,231	1,697	0.03	0.01
BOLLORE LINES	0	3,702	3,702	0.07	0.02
CARMEUS TRADING	85	0	85	0.00	0.00
C&G FISHES CO. LTD	1,717	0	1,717	0.03	0.01
CHINA OCEAN SHIPPING	70,652	2,351	73,003	1.40	0.36
CHINT ELECTRIC CO. LTD	575	0	575	0.01	0.00
CMA CGM	86,458	237,343	323,801	6.20	1.61
COSCO SHIPPING LINE	100,201	0	100,201	1.92	0.50
COSMO SEAFOODS CO.	466	158,347	158,813	3.04	0.79
DANGOTE CEMENT GH. LTD	49,700	0	49,700	0.95	0.25
DOLPHIN FROZEN FOODS	600	0	600	0.01	0.00
EARLY POWER LTD (EPL)	96	0	96	0.00	0.00
EUKOR CAR CARRIER	8,763	98	8,861	0.17	0.04
EURO AFRICA	39,205	1,151	40,356	0.77	0.20
FLOUR MILLS GH. LTD	2,500	0	2,500	0.05	0.01
GLOVIS	6,243	0	6,243	0.12	0.03
GMT SHIPPING	5,119	0	5,119	0.10	0.03
GOLD STAR LINE	76,516	100,847	177,363	3.40	0.88
GOLD STAR LINE FISH CO LTD	1,201	0	1,201	0.02	0.01
GRIMALDI LINES	91,684	80,055	171,739	3.29	0.85
GRANDE FORTUNE	674	0	674	0.01	0.00
HAPAG-LLOYD	215,657	153,980	369,637	7.08	1.83
HC TRADING	18,866	3,071	21,937	0.42	0.11
INCHCAPE SHIPPING SERVICES	1,503	0	1,503	0.03	0.01
I.M.T	73,360	802	74,162	1.42	0.37
HOEGH AUTHLINERS	1,194	0	1,194	0.02	0.01
IMC SHIPPING CO PTE	139	0	139	0.00	0.00
K'LINE	1,609	0	1,609	0.03	0.01
KAWASAKI KISEN KAISHA LTD	93	0	93	0.00	0.00
LEONE FISHING CO. LTD	3,153	0	3,153	0.06	0.02
LOULITA	2,522	0	2,522	0.05	0.01
MAERSK LINE	671,966	429,106	1,101,072	21.08	5.46
MEDITERRANEAN SHIPPING CO.	426,875	421,600	848,475	16.24	4.21
MARINE & ENERGY	0	2	2	0.00	0.00
MEDKON LINES	16	0	16	0.00	0.00
MESSINA LINES	22,627	16,091	38,718	0.74	0.19
MITSUMI O.S.K. LINES	32	0	32	0.00	0.00
MOL ACE	1,696	0	1,696	0.03	0.01
NMT LINES	6,836	0	6,836	0.13	0.03
NILEDUTCH	18,652	22,035	40,687	0.78	0.20
OCEAN FARE CO. LTD	3,405	0	3,405	0.07	0.02

OCEAN NETWORK EXPRESS PTE	31,932	86,453	118,385	2.27	0.59
ORIENT OVERSEAS CONT LINE	3,717	14,657	18,374	0.35	0.09
OTHER	383,355	8,000	391,355	7.49	1.94
PACIFIC BASIN	10,305	0	10,305	0.20	0.05
PACIFIC INTL LINE	80,847	82,769	163,616	3.13	0.81
SAFMARINE	0	217,879	217,879	4.17	1.08
OLAM GHANA	717	0	717	0.01	0.00
PIONEER FOOD CANNERY LTD	3,689	0	3,689	0.07	0.02
PIONEER FOOD/ COSMO SEAFOODS	185	0	185	0.00	0.00
PRECIOUS COLDSTORE LTD	1,703	0	1,703	0.03	0.01
RAFFLES SHIPPING INT	27,897	0	27,897	0.53	0.14
SANTA FISHERIES GH. LTD	41,000	0	41,000	0.78	0.20
SEVENLOG LTD	167,030	137	167,167	3.20	0.83
SHELL INTERNATIONAL	12,748	0	12,748	0.24	0.06
SIKA KORABEA CO. LTD	475	0	475	0.01	0.00
SUCDEN MIDDLE EAST	1	0	1	0.00	0.00
TRUSTLINK VENTURES LTD	5,535	0	5,535	0.11	0.03
UNILEVER GH. LTD	2,202	0	2,202	0.04	0.01
UNITED ARAB SHIPP. CO	4	0	4	0.00	0.00
UNIVERSAL AFRICA LINES	1,505	2,223	3,728	0.07	0.02
UNSPECIFIC SHIPPING LINE	223	0	223	0.00	0.00
VITOL SA	698	0	698	0.01	0.00
VOLTA ALUMINIUM CO. LTD	10,502	0	10,502	0.20	0.05
WE 2 SEAFOODS CO. LTD	10,857	0	10,857	0.21	0.05
WILMAR AFRICAN LTD	7,015	0	7,015	0.13	0.03
YARA GH. LTD	14,300	0	14,300	0.27	0.07
YORK OVERSEAS	8,500	0	8,500	0.16	0.04
ZIM LINE	16,879	29,157	46,036	0.88	0.23
<b>SUB-TOTAL</b>	<b>2,974,251</b>	<b>2,249,540</b>	<b>5,223,791</b>	<b>100.00</b>	<b>25.91</b>
<b>BREAK BULK</b>					
AFRITRAMP	23	0	23	0.00	0.00
AFRICA EXPRESS LINE	86	0	86	0.01	0.00
ARKAS LINE	11,489	0	11,489	1.33	0.06
BBC CHARTERING	934	0	934	0.11	0.00
CHINA OCEAN SHIPPING	28,464	0	28,464	3.29	0.14
CMA CGM	13,842	0	13,842	1.60	0.07
COSCO SHIPPING	20,451	0	20,451	2.37	0.10
EUKOR CAR CARRIERS	126	0	126	0.01	0.00
GMT SHIPPING	100,745	0	100,745	11.66	0.50
GNPC	369	0	369	0.04	0.00
GOLD STAR LINE	17,832	0	17,832	2.06	0.09
GRANDE FORTUNE INTL SHIPPING	3,402	0	3,402	0.39	0.02
GRIMALDI LINES	9,820	0	9,820	1.14	0.05
HAPAG-LLOYD	36,437	0	36,437	4.22	0.18
HC TRADING LINES	752	0	752	0.09	0.00

MAERSK LINE	168,297	0	168,297	19.48	0.83
MANSELL GH. LTD	6,000	0	6,000	0.69	0.03
MEDITERRANEAN SHIPP. CO	91,779	0	91,779	10.62	0.46
MEDKON LINES	21	0	21	0.00	0.00
MESSINA LINES	1,085	0	1,085	0.13	0.01
NILEDUTCH	5,347	0	5,347	0.62	0.03
NMT LINES	5	0	5	0.00	0.00
OCEAN NETWORK EXPRESS PTE	7,527	0	7,527	0.87	0.04
ORIENT OVERSEAS CONTAINER LINES	78	0	78	0.01	0.00
OLAM GHANA	46,405	0	46,405	5.37	0.23
OTHER	136,073	0	136,073	15.75	0.67
PACIFIC INTL. LINES	19,189	0	19,189	2.22	0.10
SEVENLOG LTD	102,557	0	102,557	11.87	0.51
SIKA KORABEA CO. LTD	17,288	0	17,288	2.00	0.09
SUCDEN MIDDLE EAST	10,000	0	10,000	1.16	0.05
UNIVERSAL AFRICA LINE	2,715	0	2,715	0.31	0.01
ZIM LINE	4,810	0	4,810	0.56	0.02
<b>SUB-TOTAL</b>	<b>863,948</b>	<b>0</b>	<b>863,948</b>	<b>100.00</b>	<b>4.28</b>
<b>DRY BULK</b>					
AMPEROPA SA	7,630	0	7630	0.07	0.04
BALTNV SINGAPORE	31,266	0	31266	0.28	0.16
BUNGE	12,000	0	12000	0.11	0.06
COSCO SHIPPING	102	0	102	0.00	0.00
CARMEUS TRADING	38,957	0	38957	0.34	0.19
CMA CGM	146	6,477	6623	0.06	0.03
DANGOTE CEMENT	303,496	0	303496	2.69	1.51
DS NORDEN	80,724	0	80724	0.71	0.40
EAGLE SHIPPING	30,040	0	30040	0.27	0.15
ED&F MAN SHIPPING	28,000	0	28000	0.25	0.14
EMIRATES BULK CARRIERS	29,219	0	29219	0.26	0.14
GHANA NUTS CO.	0	2,006	2006	0.02	0.01
GMT SHIPPING	355	0	355	0.00	0.00
GRIMALDI LINES	1,014	8,283	9297	0.08	0.05
HAPAG LLOYD	0	352	352	0.00	0.00
HC TRADING	1,212,200	68,001	1280201	11.33	6.35
I.M.T	0	6,152,187	6152187	54.44	30.51
LH SHIPPING PTE LTD	30,433	0	30433	0.27	0.15
MAERSK LINE	981	69,262	70243	0.62	0.35
MEDITERRANEAN SHIPP. CO	3,774	109,641	113415	1.00	0.56
NORDEN AS	71,977	0	71977	0.64	0.36
NORDIC BULK CARRIERS	27,475	0	27475	0.24	0.14
OCEAN CRYSTAL SHIPPING	27,300	0	27300	0.24	0.14
OLAM GH LTD	195,101	0	195101	1.73	0.97
OLDENDORFF	111,502	0	111502	0.99	0.55
OLDENDORFF CARRIERS	296,196	0	296196	2.62	1.47

OTHER	1,128,503	200,959	1329462	11.76	6.59
PACIFIC BASIN	67,950	0	67950	0.60	0.34
PRISMA SHIPPING	23,702	0	23702	0.21	0.12
SANTA FISHERIES GH. LTD	7,500	0	7500	0.07	0.04
SIGMA SHIPPING	47,859	0	47859	0.42	0.24
SIEM SHIPPING	24,685	0	24685	0.22	0.12
ST SHIPPING	27,500	0	27500	0.24	0.14
SEVEN LOG LTD	254,551	0	254551	2.25	1.26
SPLIETHORFF	15,571	0	15571	0.14	0.08
THORESEN SHIPPING	68,051	0	68051	0.60	0.34
TRANSATLANTICA COMMODITIES PTE LTD	22,451	0	22451	0.20	0.11
TRITHORN BULK	7,625	0	7625	0.07	0.04
UNICARGO LINES	0	20,500	20500	0.18	0.10
UNIVERSAL AFRICA LINES	0	9,000	9000	0.08	0.04
VALE SHIPPING	38,630	0	38630	0.34	0.19
WESTERN BULK CARRIERS AS	267,766	0	267766	2.37	1.33
WIN SHIPPING	40,100	0	40100	0.35	0.20
YORK OVERSEAS	72,030	0	72030	0.64	0.36
<b>SUB-TOTAL</b>	<b>4,654,362</b>	<b>6,646,668</b>	<b>11,301,030</b>	<b>100.00</b>	<b>56.05</b>
<b>LIQUID BULK</b>					
ALPHA PETROLEUM	8,060	0	8,060	0.29	0.04
AI ENERGY	480	0	480	0.02	0.00
ALPHA PETRO	13,977	0	13,977	0.50	0.07
ARKAS LINE	113	0	113	0.00	0.00
BLUE OCEAN INVESTMENTS	239,721	0	239,721	8.64	1.19
BP OIL INTERNATIONAL LTD	1,269,387	0	1,269,387	45.74	6.30
BP SHIPPING	68,060	0	68,060	2.45	0.34
CHASE PETROLEUM	57,326	0	57,326	2.07	0.28
CIRRUS OIL SERVICES	34,959	0	34,959	1.26	0.17
EURO AFRCIA	3,827	0	3,827	0.14	0.02
FUELTRADE	89,407	0	89,407	3.22	0.44
GAC HUB	35,404	0	35,404	1.28	0.18
GLENCORE ENERGY	37,108	0	37,108	1.34	0.18
I.M.T	10,879	0	10,879	0.39	0.05
INCHCAPE SHIPPING SERV.	35,594	0	35,594	1.28	0.18
JUWEL ENERGY	31,700	0	31,700	1.14	0.16
LITASCO	15,010	0	15,010	0.54	0.07
MAERSK LINE	299	0	299	0.01	0.00
MEDITERRANEAN SHIPP. CO	467	0	467	0.02	0.00
P.W.S.L	5,571	0	5,571	0.20	0.03
RAFFLES SHIPPING INT	15,000	0	15,000	0.54	0.07
SHELL INTERNATIONAL	43,828	0	43,828	1.58	0.22
OTHER	383,154	125,043	508,197	18.31	2.52
TRAFIGURA PTE LTD	62,466	0	62,466	2.25	0.31
VITOL	181,562	0	181,562	6.54	0.90

UNIVERSAL AFRICA LINE	19	0	19	0.00	0.00
WILMAR AFRICAN LTD	7,009	0	7,009	0.25	0.03
<b>SUB-TOTAL</b>	<b>2,650,387</b>	<b>125,043</b>	<b>2,775,430</b>	<b>100.00</b>	<b>13.76</b>
<b>GRAND TOTAL</b>	<b>11,142,948</b>	<b>9,021,251</b>	<b>20,164,199</b>	<b>100.00</b>	<b>100.00</b>

## GHANA SHIPPERS' AUTHORITY

TABLE 15 PERFORMANCE OF SHIPPING AGENTS IN GHANA'S SEABORNE TRADE - JAN - DEC. 2019

## IMPORT AND EXPORT - TEMA &amp; TAKORADI

	IMPORT	EXPORT	TOTAL	% SHARE / TRADE TYPE	%SHARE
<b>LINER</b>					
AFRICAN CARGO CENTRAL LTD	1,101	0	1,101	0.02	0.01
A&J SHIPPING SERVICES	23,896	0	23,896	0.46	0.12
ANDIPEX CO. LTD	10,832	0	10,832	0.21	0.05
ANTRAK GH. LTD	24,442	21,718	46,160	0.88	0.23
ARKAS GH. LTD	63,829	85,545	149,374	2.86	0.74
AR RAHMANI SHIPPING LTD	2,700	0	2,700	0.05	0.01
BAJ FREIGHT	8,247	709	8,956	0.17	0.04
CLASSIC AMODEL GH. LTD	1,275	0	1,275	0.02	0.01
CMA CGM GH. LTD	86,458	237,343	323,801	6.19	1.61
COMEXAS GH. LTD	20,157	24,258	44,415	0.85	0.22
CONSOLIDATED SHIPPING AGENCIES	107	0	107	0.00	0.00
COSCO SHIPPING LINE GHANA CO LTD	101,205	158,347	259,552	4.96	1.29
DAMCO	8,500	0	8,500	0.16	0.04
DOLPHIN SHIPPING SERVICES	1,703	0	1,703	0.03	0.01
EOLIS GH. LTD	42,471	88,664	131,135	2.51	0.65
FACULTY LOGISTICS LTD	1,760	0	1,760	0.03	0.01
GLOBAL CARGO & COMMODITIES	28,483	0	28,483	0.54	0.14
GMTSHIPPING LTD	9,926	0	9,926	0.19	0.05
GO MOVERS LOGISTICS GH. LTD	47,500	0	47,500	0.91	0.24
GRIMALDI GH. LTD	89,667	70,610	160,277	3.07	0.79
HAPAG-LLOYD GH. LTD	215,435	153,980	369,415	7.07	1.83
HAFENAGENTUR GH. LTD	10,246	0	10,246	0.20	0.05
HASS LOGISTICS GH. LTD	47,481	0	47,481	0.91	0.24
HULL BLYTH GH. LTD	38,259	3,170	41,429	0.79	0.21
INCHCAPE SHIPP. SERVICES GH. LTD	51,636	0	51,636	0.99	0.26
ISAG LTD	93,396	130,004	223,400	4.27	1.11
KHUDA SERVICE	7,827	0	7,827	0.15	0.04
KOYANKS COMPANY LIMITED	6,528	0	6,528	0.12	0.03
MACRO SHIPPING	18,788	0	18,788	0.36	0.09
MAERSK GH. LTD	671,980	429,106	1,101,086	21.06	5.46
MARITIME AGENCIES	465	1,231	1,696	0.03	0.01
MARINE AND ENERGY SERVICES	4,470	197	4,667	0.09	0.02
MAP SHIPPING LTD	12,000	0	12,000	0.23	0.06
MSCA GH. LTD	426,875	421,600	848,475	16.23	4.21

OIL & MARINE AGENCIES	22,496	0	22,496	0.43	0.11
ONE GH. LTD	31,932	86,454	118,386	2.26	0.59
OOCL GH. LTD	10,208	14,657	24,865	0.48	0.12
PIL GHANA LTD	80,847	82,769	163,616	3.13	0.81
PORTS MARINE LTD	18,215	2	18,217	0.35	0.09
SAFMARINE	0	217,879	217,879	4.17	1.08
SANTA SHIPPING AGENCY	41,000	0	41,000	0.78	0.20
SCANSHIP GHANA LIMITED	67,127	12,553	79,680	1.52	0.40
SEVENLOG LTD	177,932	385	178,317	3.41	0.88
SDV GHANA LTD	1,696	0	1,696	0.03	0.01
SHARAF SHIPPING AGENCY LIMITED	6,243	0	6,243	0.12	0.03
STARDEX MARINE CONSULT	11,268	0	11,268	0.22	0.06
SUPERMARITIME GHANA LIMITED	266,964	8,361	275,325	5.27	1.37
TRAMSCO SHIPPING TEMA	600	0	600	0.01	0.00
UMAL SHIPPING AGENCY GH. LTD	29,000	0	29,000	0.55	0.14
UNITED ARAB SHIPPING AGENCY GH LTD	4	0	4	0.00	0.00
WATER FRONT ALL SERVICES LIMITED	33,500	0	33,500	0.64	0.17
WESTERN FREIGHT & LOGISTICS	85	0	85	0.00	0.00
<b>SUB-TOTAL</b>	<b>2,978,762</b>	<b>2,249,542</b>	<b>5,228,304</b>	<b>100</b>	<b>25.93</b>
<b><u>BREAK BULK</u></b>					
AFRICA CARGO CENTRAL LTD	3	0	3	0.00	0.00
ANTRAK GH. LTD	1,990	0	1,990	0.23	0.01
ARKAS GHANA LTD TEMA	11,489	0	11,489	1.33	0.06
BAJ FREIGHT	457	0	457	0.05	0.00
COMEXAS GH. LTD	8,062	0	8,062	0.93	0.04
CONSOLIDATED SHIPPING AGENCIES LTD	311	0	311	0.04	0.00
COSCO SHIPPING LINE GHANA LTD	20,794	0	20,794	2.41	0.10
CMA CGM GH. LTD	13,842	0	13,842	1.60	0.07
EOLIS GHANA LIMITED	85	0	85	0.01	0.00
FACULTY LOGISTICS	18,022	0	18,022	2.09	0.09
GLOBAL CARGO & COMMODITIES	105,368	0	105,368	12.20	0.52
GMT SHIPPING LTD	114,669	0	114,669	13.27	0.57
GRIMALDI GHANA LTD.	9,690	0	9,690	1.12	0.05
HAPAG-LLOYD GH. LTD	36,336	0	36,336	4.21	0.18
HASS LOGISTICS	19,157	0	19,157	2.22	0.10
HAFENAGENTUR GH. LTD	1,073	0	1,073	0.12	0.01
HULL BLYTH GHANA	878	0	878	0.10	0.00
INTERMODAL SHIPP. AGENCY GH. LTD	22,642	0	22,642	2.62	0.11
MAERSK GH. LTD	168,297	0	168,297	19.48	0.83
MARINE AND ENERGY SERVICES GH. LTD	2,056	0	2,056	0.24	0.01
MARITIME AGENCIES	934	0	934	0.11	0.00
MSCA GH. LTD	91,779	0	91,779	10.62	0.46
MAP SHIPPING	23,949	0	23,949	2.77	0.12
OIL AND MARINE AGENCIES	101	0	101	0.01	0.00
ORIENT OVERSEAS CONTAINER LINES	1,087	0	1,087	0.13	0.01
OCEAN NETWORK EXPRESS GHANA LTD	7,527	0	7,527	0.87	0.04

PIL GHANA LTD	19,189	0	19,189	2.22	0.10
PORTS MARINE LTD	297	0	297	0.03	0.00
SCANSHIP GH LTD	14,326	0	14,326	1.66	0.07
SEVEN LOG LTD	102,557	0	102,557	11.87	0.51
SILVERMARITIME GH. LTD	31,425	0	31,425	3.64	0.16
SUPERMARITIME GH. LTD	401	0	401	0.05	0.00
WATER FRONT ALL SERVICES LIMITED	15,154	0	15,154	1.75	0.08
<b>SUB-TOTAL</b>	<b>863,947</b>	<b>0</b>	<b>863,947</b>	<b>100.00</b>	<b>4.28</b>
<b>DRY BULK</b>					
ANTRAK GH. LTD	1314	0	1,314	0.01	0.01
BLUESEA MARITIME GH. LTD	0	20500	20,500	0.18	0.10
CMA CGM GH. LTD	146	6477	6,623	0.06	0.03
COMEXAS GH. LTD	0	9000	9,000	0.08	0.04
COSCO SHIPPING	102	0	102	0.00	0.00
DAMCO LOGISTICS GHANA LTD	72030	0	72,030	0.64	0.36
GLOBAL CARGO AND COMMODITIES	368691	0	368,691	3.26	1.83
GO MOVERS	38200	0	38,200	0.34	0.19
GRIMALDI GH. LTD	1014	0	1,014	0.01	0.01
GETMA GHANA LTD	2489	0	2,489	0.02	0.01
GMT SHIPPING LIMITED	355	0	355	0.00	0.00
HAFENAGENTUR GHANA LTD TEMA	328197	0	328,197	2.90	1.63
HAPAG-LLOYD	0	352	352	0.00	0.00
HULL BLYTH GH. LTD	2333299	156001	2,489,300	22.03	12.35
INCHCAPE SHIPPING SERVICES	14826	0	14,826	0.13	0.07
MACRO SHIPPING GH. LTD	0	856282	856,282	7.58	4.25
MSCA GHANA TEMA	3774	109641	113,415	1.00	0.56
MAERSK GH. LTD	981	69262	70,243	0.62	0.35
OIL & MARINE GH. LTD	0	10000	10,000	0.09	0.05
SANTA SHIPPING	7500	0	7,500	0.07	0.04
SCANSHIP GHANA LIMITED	61799	8283	70,082	0.62	0.35
SEVENLOG LIMITED	1033453	0	1,033,453	9.14	5.13
SIFAX AGENCIES GHANA LTD	128406	0	128,406	1.14	0.64
STAR MARITIME GH. LTD	0	14500	14,500	0.13	0.07
SUPERMARITIME GH. LTD	197329	5384364	5,581,693	49.39	27.68
TIDE-SHIPS MARINE CONSULT LTD	0	2006	2,006	0.02	0.01
UMAL SHIPPING GHANA	21500	0	21,500	0.19	0.11
WESTERN FREIGHT AND LOGISTICS LTD	38957	0	38,957	0.34	0.19
<b>SUB-TOTAL</b>	<b>4,654,362</b>	<b>6,646,668</b>	<b>11,301,030</b>	<b>100.00</b>	<b>56.05</b>
<b>LIQUID BULK</b>					
AFRICA INTERGRATED SERVICES GHANA	79,923	75,102	155,025	5.59	0.77
ARKAS GHANA LTD	113	0	113	0.00	0.00
BLUE SEAS SHIPPING SERVICE LTD	5,571	0	5,571	0.20	0.03
BULKSHIP & TRADE LTD	163,131	0	163,131	5.89	0.81
COMEXAS GH LTD	19	0	19	0.00	0.00

GLOBAL CARGO AND COMMODITIES	4,791	0	4,791	0.17	0.02
HULL BLYTH	480	0	480	0.02	0.00
HASS LOGISTICS	3,827	0	3,827	0.14	0.02
INCHCAPE SHIPPING SERVICES	1,597,704	0	1,597,704	57.66	7.92
MAERSK GH. LTD	299	0	299	0.01	0.00
MSCA GHANA TEMA	467	0	467	0.02	0.00
OIL & MARINE AGENCIES	759,995	29,258	789,253	28.48	3.91
OMA GH LTD	0	17,025	17,025	0.61	0.08
SUPERMARITIME GHANA LIMITED	26,076	3,657	29,733	1.07	0.15
TIGER HAULAGE SHIPPING AGENCY LTD	3,480	0	3,480	0.13	0.02
<b>SUB-TOTAL</b>	<b>2,645,876</b>	<b>125,042</b>	<b>2,770,918</b>	<b>100.00</b>	<b>13.74</b>
<b>GRAND TOTAL</b>	<b>11,142,947</b>	<b>9,021,252</b>	<b>20,164,199</b>	<b>100.00</b>	<b>100.00</b>

